






























NAVAGANT































































Monthly Market Update

May 2026

Navagant's Senior Investment Banking Team

TEAM	PRIOR WORK EXPERIENCE	EDUCATION
 <p>Jacob Voorhees Managing Director</p> <ul style="list-style-type: none"> • 20+ years advising large public and private corporate clients on financial transactions • 2024 M&A Atlas Rising Star Dealmaker 	  	 
 <p>Shawn Keenan Managing Director</p> <ul style="list-style-type: none"> • 18+ years of IB experience • Led execution on 70+ transactions resulting in over \$3.5 billion of proceeds for clients 	  	 
 <p>Jeff Bache Director</p> <ul style="list-style-type: none"> • 20+ years advising large public and private corporate clients on financial transactions • 2024 M&A Atlas Rising Star Dealmaker 	 	
 <p>Jorge Quinteros Senior Vice President</p> <ul style="list-style-type: none"> • 13+ years of financial advisory and banking experience • 2024 M&A Advisor Emerging Leader 	 	 
 <p>Sachin Raval Vice President</p> <ul style="list-style-type: none"> • 6+ years of financial advisory experience • 2025 M&A Advisor Emerging Leader 	 	
 <p>Caleb Axelson Vice President</p> <ul style="list-style-type: none"> • 6+ years of financial advisory experience • 2025 M&A Advisor Emerging Leader 	 	

Representative Transactions

 <p>HAS BEEN ACQUIRED BY</p> 	 <p>HAS MERGED AND RECAPITALIZED WITH A GROWTH INVESTMENT FROM</p> 	 <p>THE OWNER OF</p>  <p>HAS BEEN ACQUIRED BY</p>  <p>A PORTFOLIO COMPANY OF</p> 	 <p>HAS BEEN ACQUIRED BY</p>  <p>A PORTFOLIO COMPANY OF</p> 	 <p>HAS RECAPITALIZED WITH</p> 	 <p>HAS RECEIVED GROWTH AND ACQUISITION CAPITAL FROM</p> 	 <p>HAS BEEN ACQUIRED BY</p>  <p>A PORTFOLIO COMPANY OF</p> 
 <p>HAS RECAPITALIZED WITH</p> 	 <p>HAS BEEN ACQUIRED BY</p>  <p>A PORTFOLIO COMPANY OF</p> 	 <p>HAS BEEN ACQUIRED BY</p>  <p>A PORTFOLIO COMPANY OF</p> 	 <p>HAS BEEN ACQUIRED BY</p>  <p>A PORTFOLIO COMPANY OF</p> 	 <p>HAS RECAPITALIZED WITH</p> 	 <p>HAS BEEN ACQUIRED BY</p> 	 <p>HAS BEEN ACQUIRED BY</p>  <p>A PORTFOLIO COMPANY OF</p> 
 <p>HAS BEEN ACQUIRED BY</p>  <p>A PORTFOLIO COMPANY OF</p> 	 <p>HAS BEEN ACQUIRED BY</p> 	 <p>A PORTFOLIO COMPANY OF</p>  <p>HAS BEEN ACQUIRED BY</p> 	 <p>HAS BEEN ACQUIRED BY</p>  <p>A PORTFOLIO COMPANY OF</p> 	 <p>A PORTFOLIO COMPANY OF</p>  <p>HAS BEEN ACQUIRED BY</p> 	 <p>A PORTFOLIO COMPANY OF</p>  <p>HAS BEEN ACQUIRED BY</p> 	 <p>HAS MERGED WITH</p>  <p>A PORTFOLIO COMPANY OF</p> 
 <p>HAS BEEN ACQUIRED BY</p> 	 <p>HAS BEEN ACQUIRED BY</p>  <p>A PORTFOLIO COMPANY OF</p> 	 <p>A PORTFOLIO COMPANY OF</p>  <p>HAS BEEN ACQUIRED BY</p> 	 <p>HAS BEEN ACQUIRED BY</p>  <p>A PORTFOLIO COMPANY OF</p> 	 <p>HAS RECAPITALIZED WITH</p> 	 <p>A PORTFOLIO COMPANY OF</p>  <p>HAS BEEN ACQUIRED BY</p> 	 <p>A PORTFOLIO COMPANY OF</p>  <p>HAS BEEN ACQUIRED BY</p> 

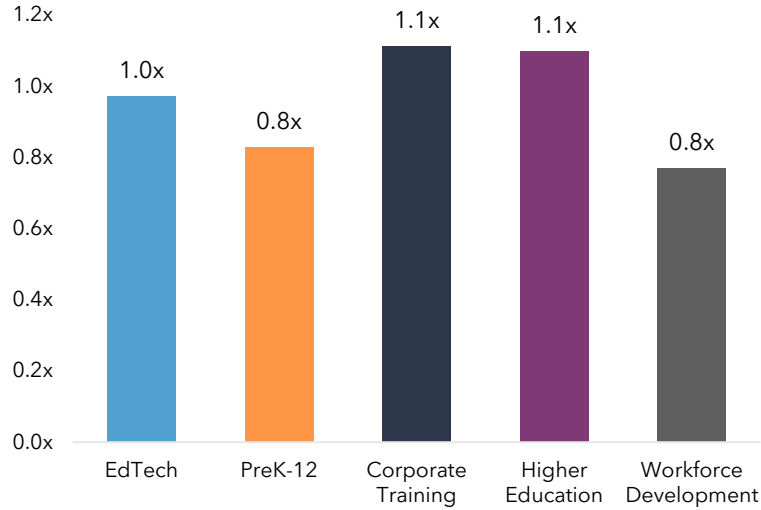
SECTION 01

Industry Update

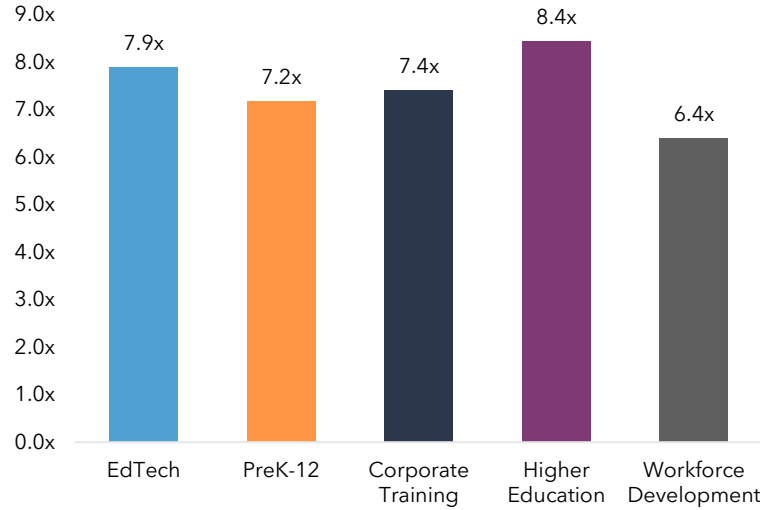


Education & Training Update

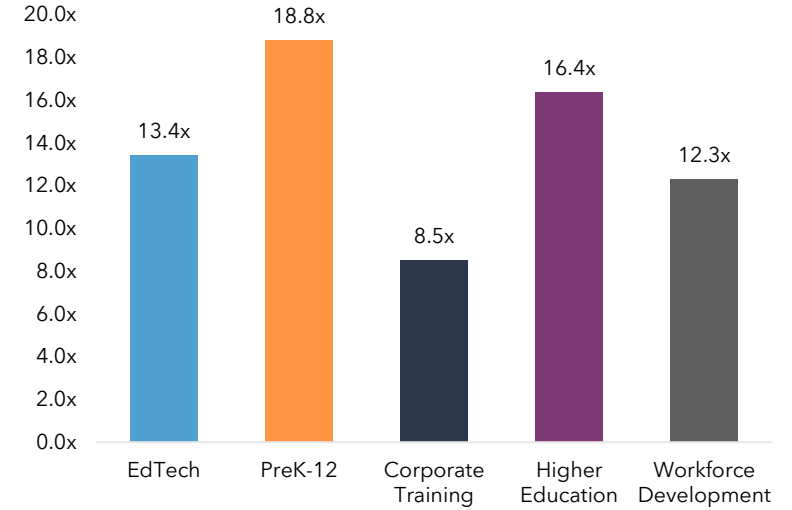
TEV/REVENUE



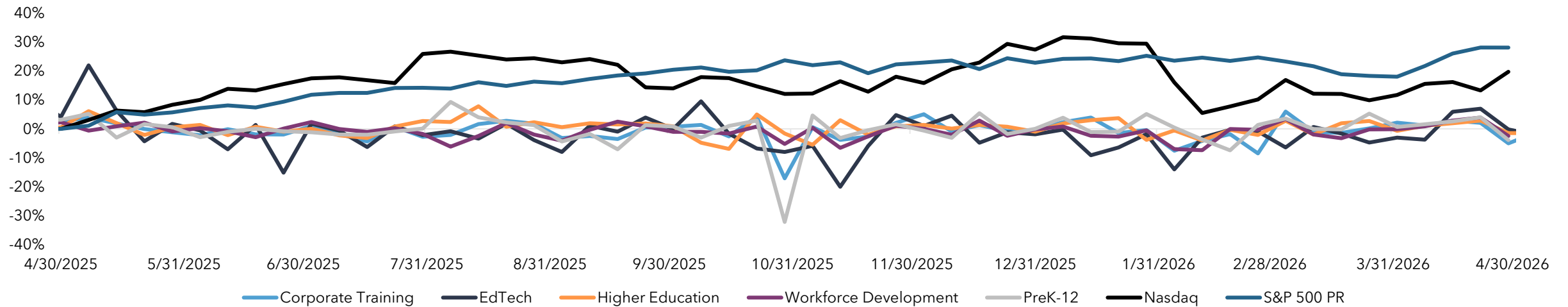
TEV/EBITDA



P/E RATIOS



1 YEAR HISTORICAL STOCK PERFORMANCE AS OF APRIL 30TH, 2026



Sector Performance

OPERATING TRADING STATISTICS AS OF APRIL 30TH, 2026

	EdTech	PreK-12	Corporate Training	Higher Education	Workforce Development
2026E Revenue Growth	8%	4%	3%	9%	0%
2026E EBITDA Margin	11%	5%	17%	17%	16%
% of 52 Week High	47%	64%	64%	78%	63%
Debt/2026E EBITDA	0.4x	1.7x	0.8x	0.9x	0.9x

TOP 3 PERFORMERS, BY STOCK PRICE, AS OF APRIL 30TH, 2026

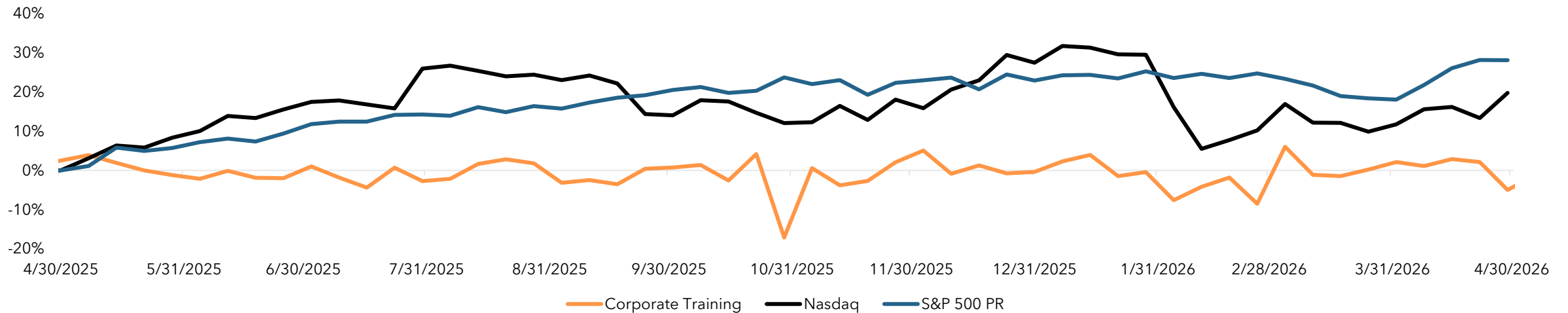
	EdTech	PreK-12	Corporate Training	Higher Education	Workforce Development
Last Month	Sylogist (20.4%) ReadyTech Holdings (18.5%) D2L (12.6%)	Nerdy (10.4%) Stride (7.1%) Scholastic (3.8%)	Skillsoft (57.8%) Franklin Covey (33.9%) Pearson (11.7%)	D2L (12.6%) Pearson (11.7%) Barnes & Noble Education (10.5%)	Randstad (11.6%) Korn Ferry (5.8%) HealthStream (4.0%)
Last 3 Months	Coursera (0.7%) Sylogist (-1.8%) Docebo (-5.2%)	Scholastic (15.8%) Stride (10.1%) Bright Horizons (-8.2%)	John Wiley & Sons (37.1%) RELX (19.8%) Pearson (18.8%)	Lincoln Technical Institute (51.9%) American Public Education (33.9%) Universal Technical Institute (29.5%)	DHI Group (49.4%) HealthStream (4.0%) Korn Ferry (-1.1%)
Last 12 Months	Cogna Educação (31.4%) D2L (-24.9%) Coursera (-27.4%)	Scholastic (123.1%) Stride (-33.1%) Bright Horizons (-34.6%)	Tribal Group (20.9%) FranklinCovey (6.5%) John Wiley & Sons (-6.9%)	American Public Education (145.0%) Lincoln Technical Institute (138.8%) Laureate Education (57.4%)	DHI Group (75.9%) Korn Ferry (7.5%) Randstad (-27.2%)

Corporate Training¹

Company	Ticker	30-Apr-26	% of 52-Wk High	Market Capitalization (\$)		LTM					EV / LTM (x)		
				Equity Market Cap	Enterprise Value	Revenue	Gross Margin %	EBITDA	EBITDA Margin %	1-Year Rev. Growth	Revenue	EBITDA	
Accenture	NYS: ACN	\$178.71	54.9%	\$109,717	\$110,223	\$72,110	32%	\$14,479	16%	7%	1.5x	7.6x	
FranklinCovey	NYS: FC	21.20	85.8%	239	226	262	76%	27	3%	-8%	0.9x	8.4x	
John Wiley & Sons	NYS: WLY	40.93	89.7%	2,103	2,905	1,671	74%	417	22%	-2%	1.7x	7.0x	
Pearson	LON: PSON	14.59	87.9%	8,819	10,385	4,711	52%	1,054	30%	1%	2.2x	9.9x	
RELX	LON: REL	36.17	63.8%	64,277	73,918	12,630	66%	5,065	38%	2%	5.9x	14.6x	
SkillSoft	NYS: SKIL	7.72	32.2%	68	553	513	74%	110	6%	-3%	1.1x	5.0x	
Stride	NYS: LRN	97.16	56.8%	4,132	3,873	2,536	38%	637	21%	11%	1.5x	6.1x	
Thinkific	TSE: THNC	1.08	33.8%	73	24	73	73%	4	0%	9%	0.3x	6.3x	
Tribal Group	LON: TRB	0.68	67.6%	146	132	122	50%	23	18%	3%	1.1x	5.7x	
Wilmington	LON: WIL	3.16	63.0%	283	376	140	NM	34	17%	10%	2.7x	11.1x	
										Harmonic Mean		1.1x	7.4x

\$ in millions

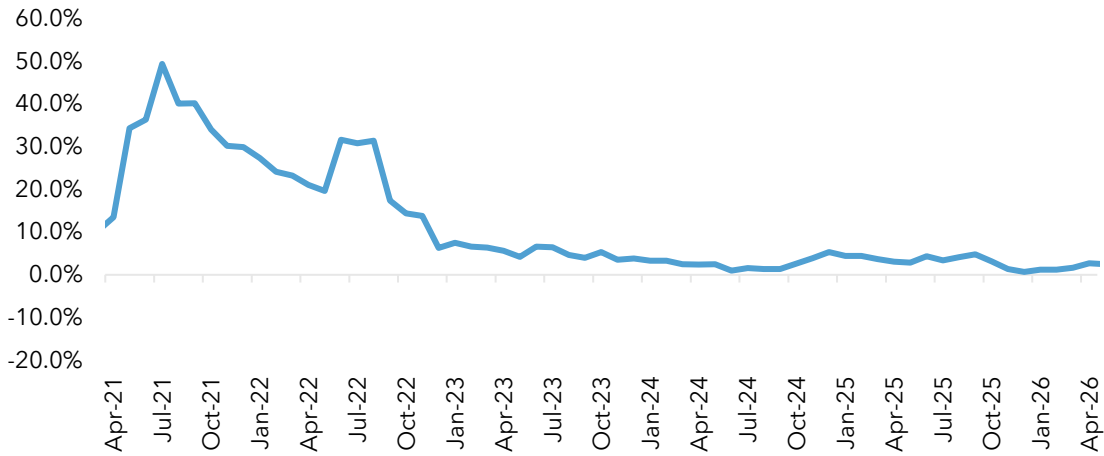
1 YEAR HISTORICAL STOCK PERFORMANCE AS OF APRIL 30TH, 2026



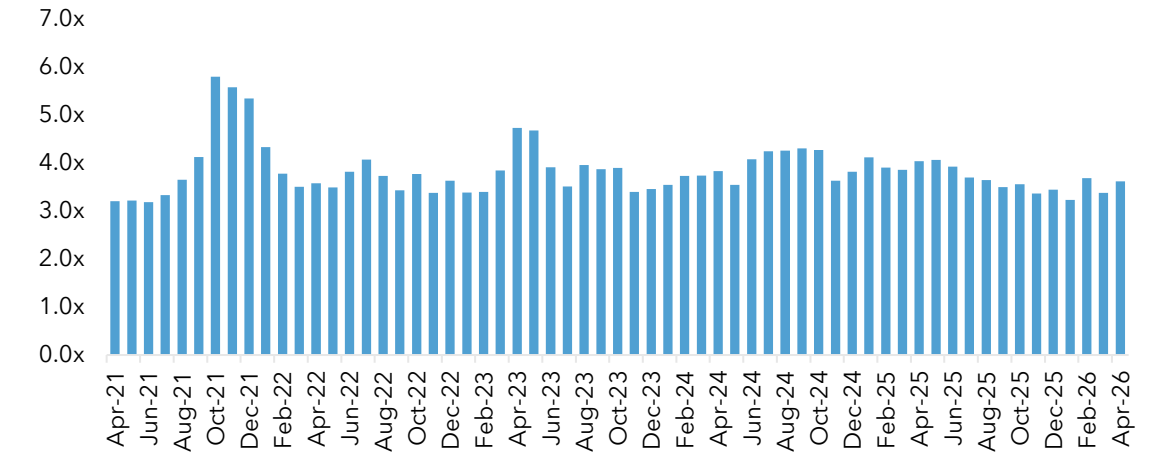
Corporate Training Multiples¹

TRADING MULTIPLES AS OF APRIL 30TH, 2026

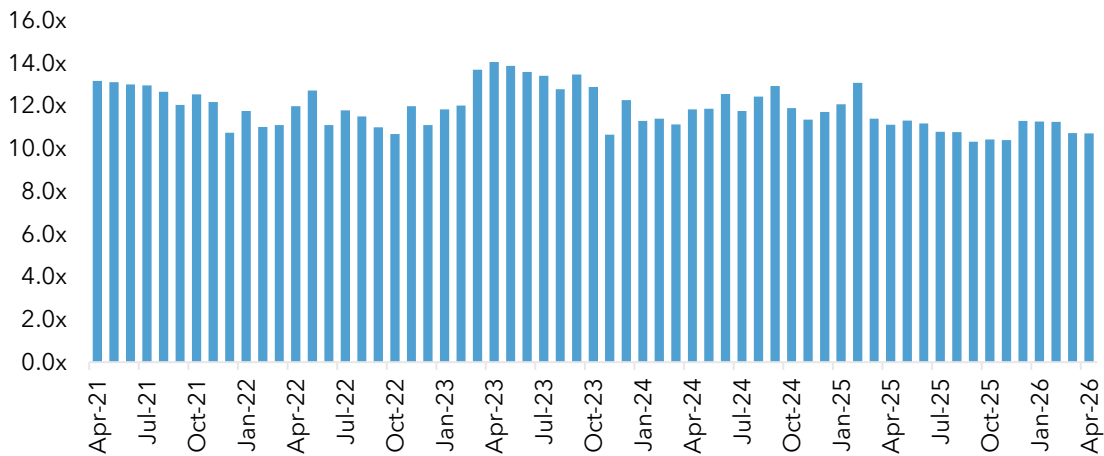
REVENUE GROWTH OVER TIME (YEAR-OVER-YEAR)



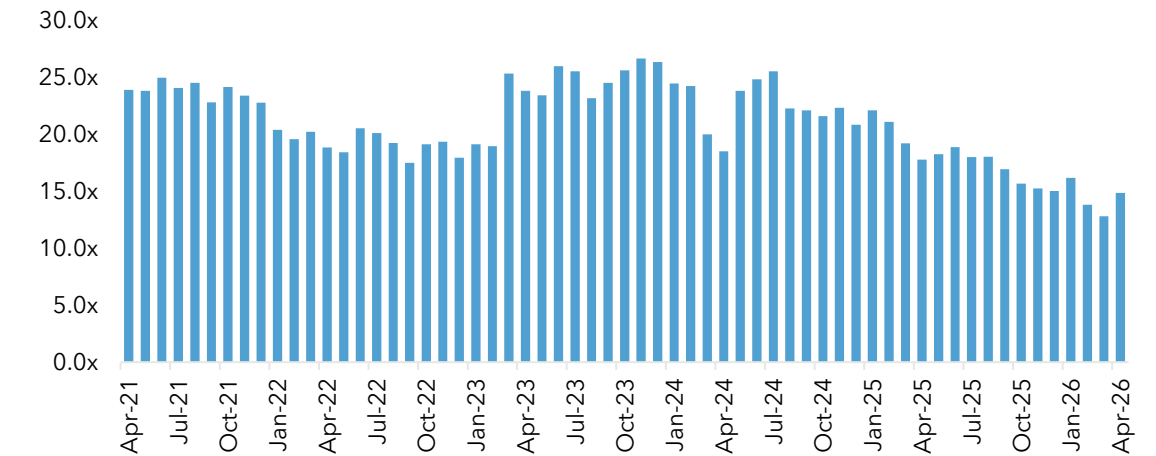
TEV/REVENUE MULTIPLES



HISTORICAL TEV/EBITDA MULTIPLES



HISTORICAL P/E MULTIPLES



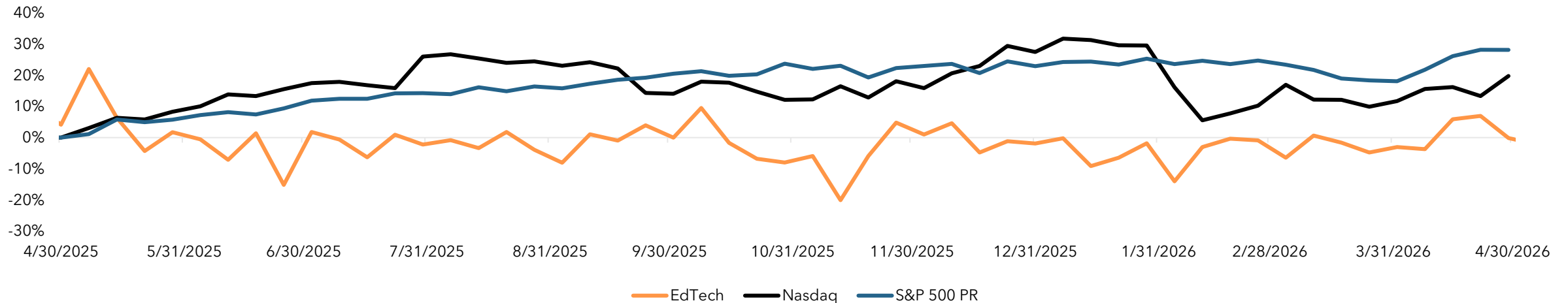
M&A Transactions: Corporate Training

Deal Date	Target Company	Acquirer	Description
30-Apr-2026	Surgent Accounting and Financial Education	UWorld	Developer of a continuing professional education platform designed for accounting, tax, and financial professionals.
28-Apr-2026	Accelerate Performance	Trilliad	Provider of customized sales and leadership training services.
24-Apr-2026	EffectiveHRM	Impact HR Consulting	Operator of an HR consultancy agency intended to help start-ups and established businesses, including coaching and learning and development.
21-Apr-2026	Working with Resilience	PeopleBench	Provider of workplace resilience training and consulting.
17-Apr-2026	The Brevet Group	SBI Growth	Leading sales effectiveness and training firm.
15-Apr-2026	Broker Educational Sales & Training	October Three Consulting	Provider of continuing education programs intended for insurance and financial professionals.
10-Apr-2026	FX Evolution	OpenMarkets Australia	Provider of trading education and market analysis intended to serve traders and investors worldwide.
08-Apr-2026	Horsemouth	FMT Solutions	Provider of educational programs and training services intended for wealth management firms, broker-dealers, financial advisors, asset managers, and banks.
02-Apr-2026	Management Advisor	Shiragata Research Institute Corp Co.	Provider of a management learning community designed to offer an open peer-learning environment for small and mid-sized business owners and venture companies.
01-Apr-2026	TF Daytrading	Perusa	Provider of trading education and training services intended to focus on trading on financial markets.

Company	Ticker	30-Apr-26	% of 52-Wk High	Market Capitalization (\$)		LTM					EV / LTM (x)		
				Equity Market Cap	Enterprise Value	Revenue	Gross Margin %	EBITDA	EBITDA Margin %	1-Year Rev. Growth	Revenue	EBITDA	
Blackbaud	NAS: BLKB	\$37.17	49.6%	\$1,707	\$2,860	\$1,139	59%	\$405	27%	-1%	2.5x	7.1x	
Cogna Educação	BVMF: COGN3	0.55	61.6%	1,105	2,085	1,255	69%	411	33%	10%	1.7x	5.1x	
Coursera	NYS: COUR	5.95	43.9%	1,007	218	774	55%	30	-8%	10%	0.3x	7.2x	
D2L	TSE: DTOL	6.82	50.0%	371	263	215	69%	31	10%	8%	1.2x	8.5x	
Docebo	TSE: DCBO	18.99	56.0%	490	419	243	80%	44	11%	12%	1.7x	9.5x	
Duolingo	NAS: DUOL	110.10	20.2%	5,151	4,104	1,038	72%	306	15%	39%	4.0x	13.4x	
Nerdy	NYS: NRDY	0.89	47.1%	111	93	179	58%	(18)	-30%	-6%	0.5x	NM	
ReadyTech Holdings	ASX: RDY	0.96	51.9%	119	150	81	94%	22	27%	7%	1.9x	6.7x	
Sylogist	TSE: SYZ	2.85	39.3%	66	74	44	58%	7	12%	-5%	1.7x	11.3x	
										Harmonic Mean		1.0x	7.9x

\$ in millions

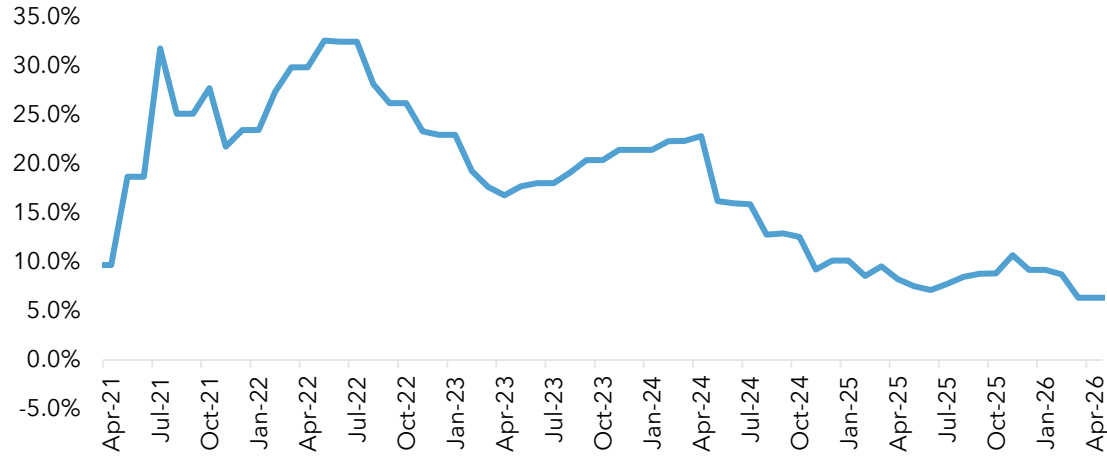
1 YEAR HISTORICAL STOCK PERFORMANCE AS OF APRIL 30TH, 2026



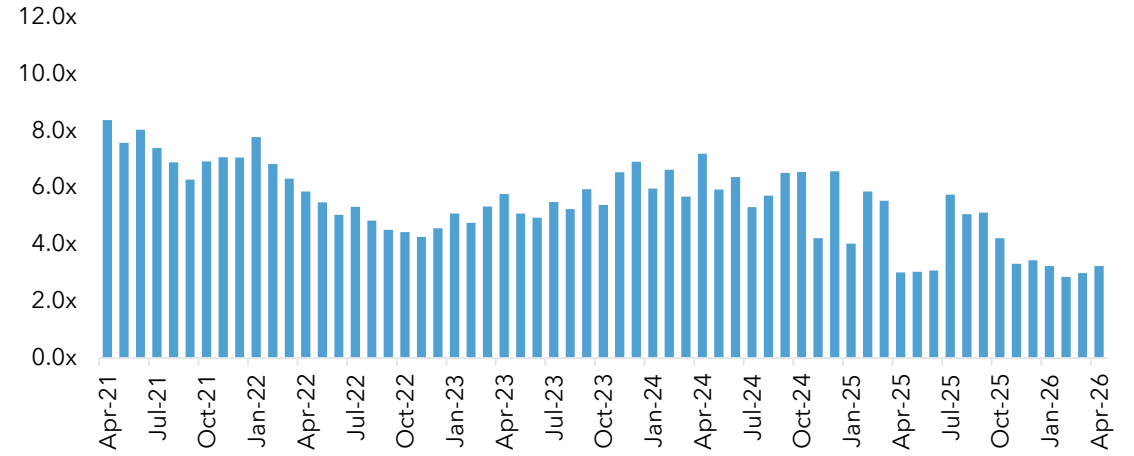
EdTech Multiples¹

TRADING MULTIPLES AS OF APRIL 30TH, 2026

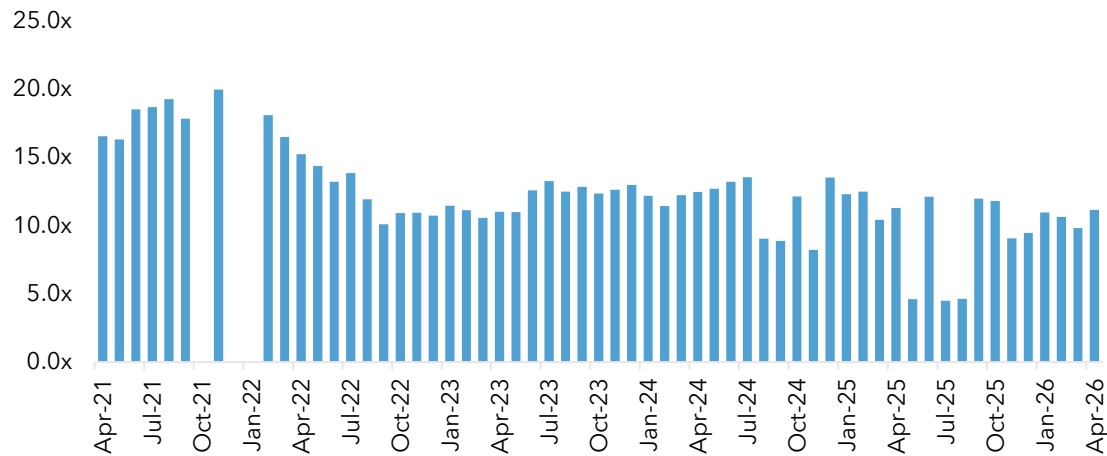
REVENUE GROWTH OVER TIME (YEAR-OVER-YEAR)



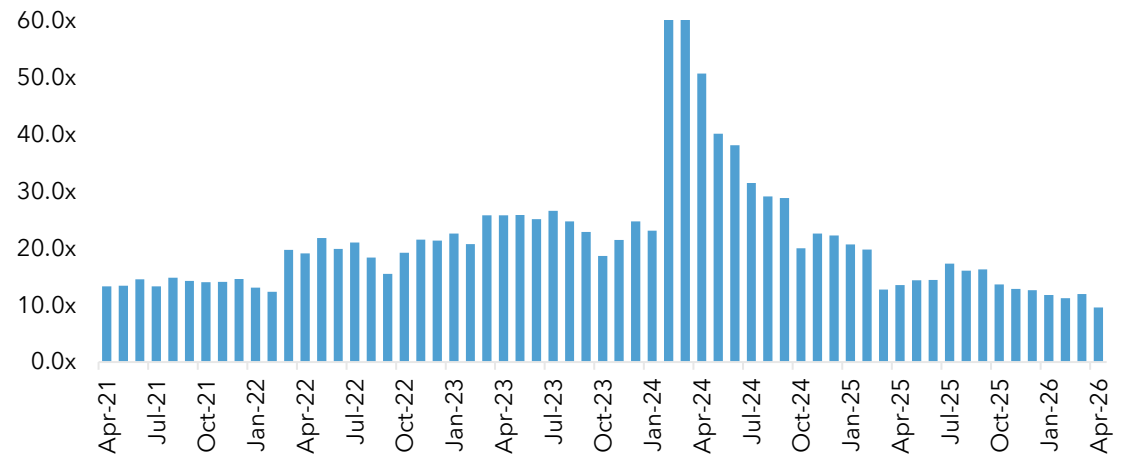
TEV/REVENUE MULTIPLES



HISTORICAL TEV/EBITDA MULTIPLES



HISTORICAL P/E MULTIPLES



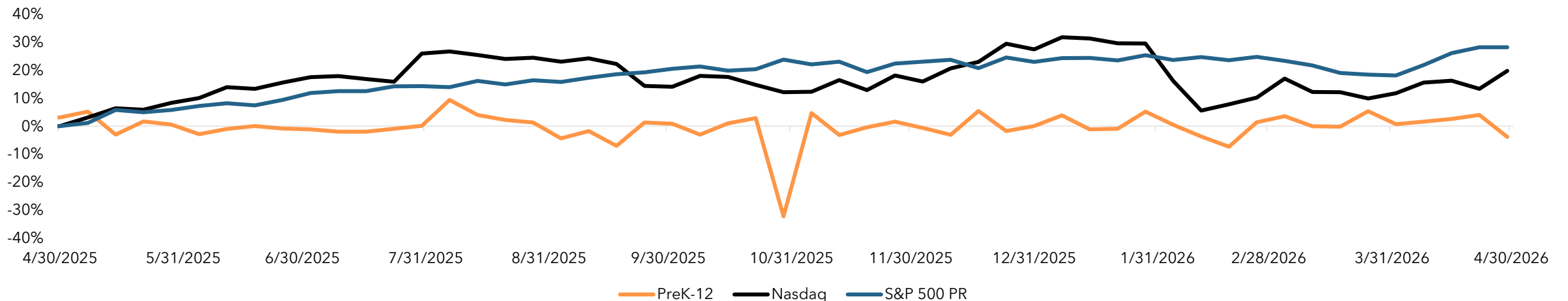
M&A Transactions EdTech

Deal Date	Target Company	Acquirer	Description
30-Apr-2026	Editorial Vicens Vives	Sanoma	Developer of e-learning platform for early childhood education, primary education, secondary education and high school.
29-Apr-2026	Havana	Cognition	Developer of an AI-driven student recruitment assistant designed to support enrollment outreach for educational institutions.
16-Apr-2026	Partnership Education	Redsquid Communications	Provider of information and communication technology support services intended to serve the education sector.
15-Apr-2026	Broker Educational Sales & Training	October Three Consulting	Provider of continuing education programs intended for insurance and financial professionals.
14-Apr-2026	Kernel.	Falak Investment Hub	Operator of an AI consulting and training firm intended to help enterprises harness intelligence for measurable business impact.
09-Apr-2026	Everybody Loves Languages	Undisclosed	Ed-tech language-learning and content development company to help educators transition to digital learning methods.
01-Apr-2026	RiVR	LearnPro Group	Developer of a virtual reality platform designed to deliver immersive learning experiences, especially in fire and crime scenes.
01-Apr-2026	Short Game Chef	Range Sports	Operator of a digital golf coaching platform intended to provide game instruction and training resources.

PreK-12¹

Company	Ticker	30-Apr-26	% of 52-Wk High	Market Capitalization (\$)		LTM				1-Year Rev. Growth	EV / LTM (x)			
				Equity Market Cap	Enterprise Value	Revenue	Gross Margin %	EBITDA	EBITDA Margin %		Revenue	EBITDA		
Bright Horizons Family Solutions	NYS: BFAM	\$81.11	61.0%	\$4,285	\$5,889	\$2,934	24%	\$487	14%	9%	2.0x	12.1x		
Nerdy	NYS: NRDY	0.89	47.1%	111	93	179	58%	(18)	-30%	-6%	0.5x	NM		
Scholastic	NAS: SCHL	40.36	93.0%	745	925	1,614	56%	158	14%	1%	0.6x	5.9x		
Stride	NYS: LRN	97.16	56.8%	4,132	3,873	2,536	38%	637	21%	11%	1.5x	6.1x		
<i>\$ in millions</i>											Harmonic Mean		0.8x	7.2x

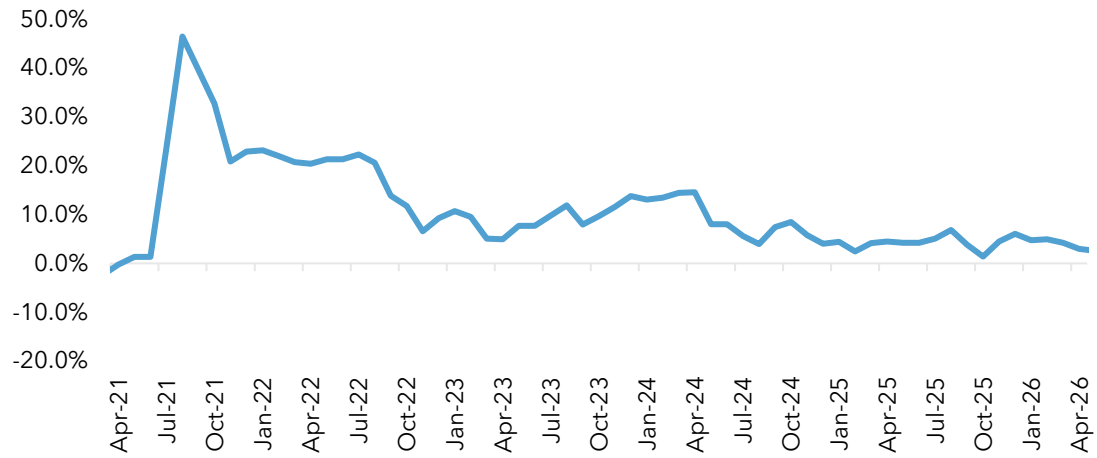
1 YEAR HISTORICAL STOCK PERFORMANCE AS OF APRIL 30TH, 2026



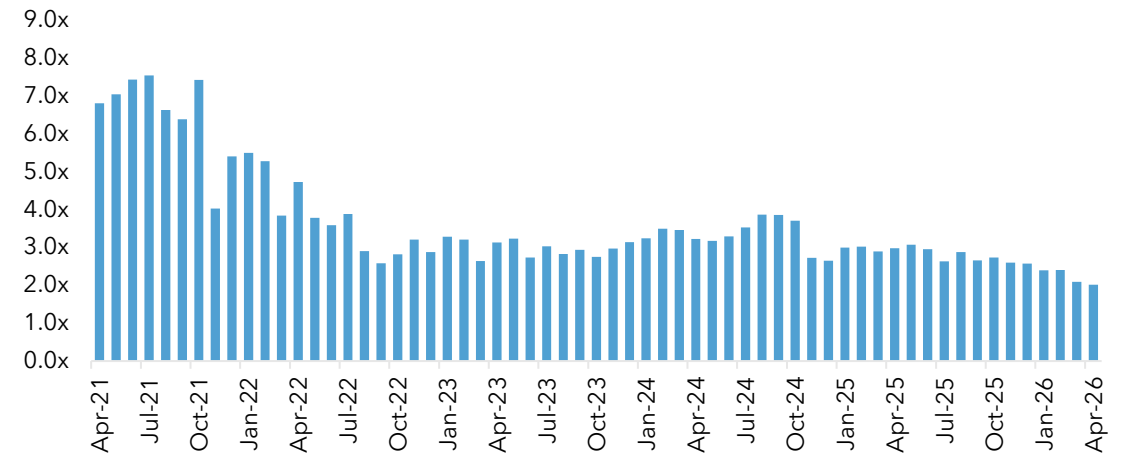
PreK-12 Multiples¹

TRADING MULTIPLES AS OF APRIL 30TH, 2026

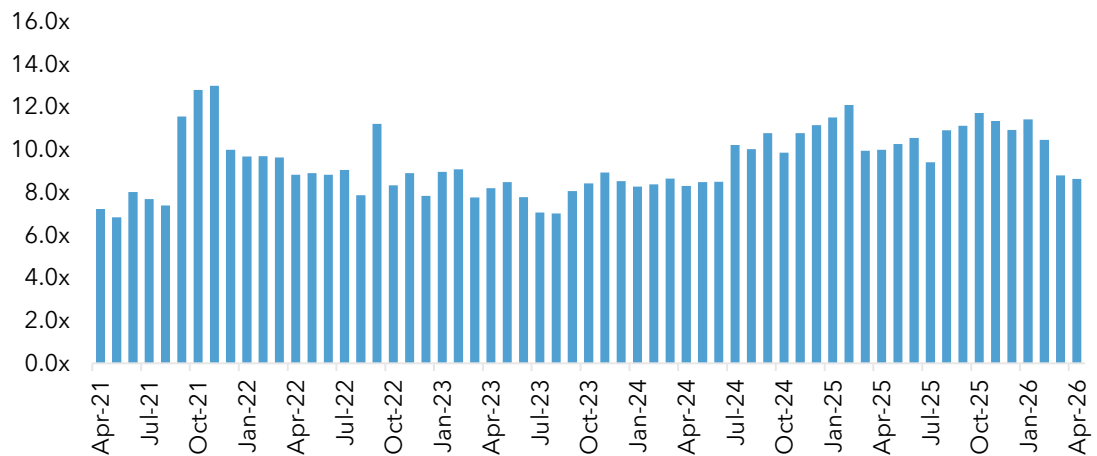
REVENUE GROWTH OVER TIME (YEAR-OVER-YEAR)



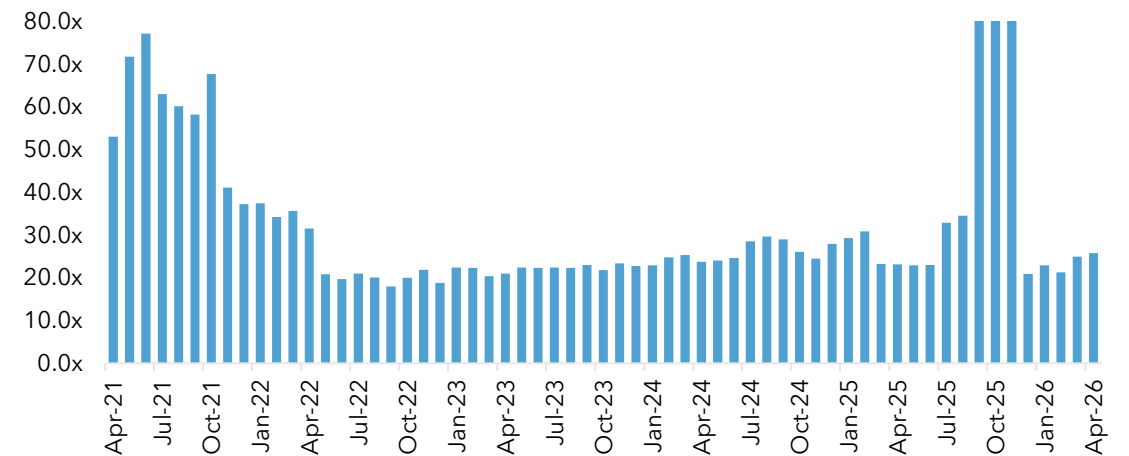
TEV/REVENUE MULTIPLES



HISTORICAL TEV/EBITDA MULTIPLES



HISTORICAL P/E MULTIPLES



M&A Transactions: PreK-12

Deal Date	Target Company	Acquirer	Description
30-Apr-2026	Studypoint	Intrax	Provider of one-to-one private tutoring and test prep for students in kindergarten to 12 th grade.
29-Apr-2026	Summit Point School	Crimson Education	Provider of primary and middle school education for neurodiverse learners.
27-Apr-2026	Woodside School	International Schools Partnership	Provider of bilingual private education in Uruguay.
22-Apr-2026	Matrix International Schools	Ashmore Group	Operator of an education institution intended to provide international curriculum-based schooling.
21-Apr-2026	Prolympia	AcadeMedia	Operator of education school designed to combine academic instruction with structured physical activity throughout the school day.
17-Apr-2026	Skylark Day Nursery	Rising Stars	Provider of childcare and nursery services.
16-Apr-2026	Education Elements	Engage2learn	Provider of education and learning design services intended to support instructional improvement and personalized learning strategies.
14-Apr-2026	Manor Day Nurseries	Storal Nurseries	Provider of childcare and nursery education services.
13-Apr-2026	Dandelion Education	Golden Apples Family	Operator of forest school and nurseries based in the United Kingdom.
10-Apr-2026	Boys & Girls Nursery	Happy Days Nursery	Provider of early childhood and childcare services intended to nurture young children.
08-Apr-2026	Hunnypot Nursery	Kids Planet Day Nursery	Provider of childcare services for children aged between 0 and 5.
07-Apr-2026	St. Lawrence's Day Nursery	Two Lions Partners	Operator of a nursery and pre-school based in England.
06-Apr-2026	Word of Mouth Clinical Associates	Sidekick Therapy Partners	Provider of pediatric therapy services intended to support developmental and learning needs.

Higher Education

Company	Ticker	30-Apr-26	% of 52-Wk High	Market Capitalization (\$)		LTM				1-Year Rev. Growth	EV / LTM (x)	
				Equity Market Cap	Enterprise Value	Revenue	Gross Margin %	EBITDA	EBITDA Margin %		Revenue	EBITDA
American Public Education	NAS: APEI	\$115.22	73.7%	\$3,976	\$4,649	\$1,889	57%	\$505	24%	12%	2.5x	9.2x
Barnes & Noble Education	NYS: BNED	58.15	94.4%	1,071	1,059	649	54%	86	10%	4%	1.6x	12.4x
Cogna Educação	BVMF: COGN3	9.86	80.8%	338	644	1,729	20%	55	3%	11%	0.4x	11.6x
Coursera	NYS: COUR	33.94	88.2%	2,128	1,624	846	77%	280	28%	24%	1.9x	5.8x
Covista	NYS: CVSA	0.55	61.6%	1,105	2,085	1,255	69%	411	33%	10%	1.7x	5.1x
D2L	TSE: DTOL	5.95	43.9%	1,007	218	774	55%	30	-8%	10%	0.3x	7.2x
Graham Holdings	NYS: GHC	6.82	50.0%	371	263	215	69%	31	10%	8%	1.2x	8.5x
Grand Canyon Education	NAS: LOPE	1,122.51	91.7%	4,835	5,038	4,982	30%	635	13%	4%	1.0x	7.9x
Laureate Education	NAS: LAUR	30.10	79.4%	4,213	4,779	1,738	27%	621	30%	14%	2.7x	7.7x
Lincoln Technical Institute	NAS: LINC	41.14	96.0%	1,304	1,479	518	60%	67	9%	18%	2.9x	22.0x
Pearson	LON: PSON	169.07	75.8%	4,483	4,335	1,126	53%	368	28%	7%	3.9x	11.8x
Perdoceo Education	NAS: PRDO	14.59	87.9%	8,819	10,385	4,711	52%	1,054	30%	1%	2.2x	9.9x
Strategic Education	NAS: STRA	78.40	83.9%	1,773	1,724	1,271	49%	276	18%	3%	1.4x	6.2x
Tribal Group	LON: TRB	0.68	67.6%	146	132	122	50%	23	18%	3%	1.1x	5.7x
Universal Technical Institute	NYS: UTI	37.53	92.9%	2,065	2,192	855	50%	118	15%	13%	2.6x	18.6x

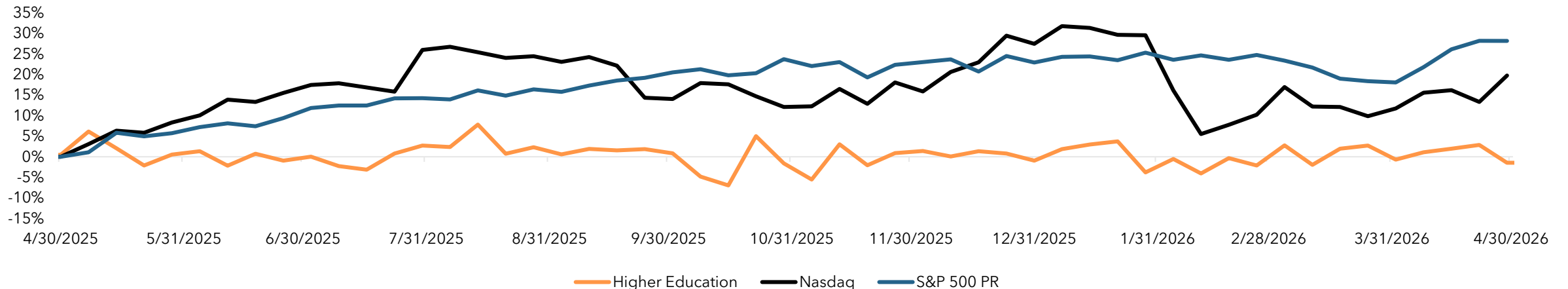
\$ in millions

Harmonic Mean

1.1x

8.4x

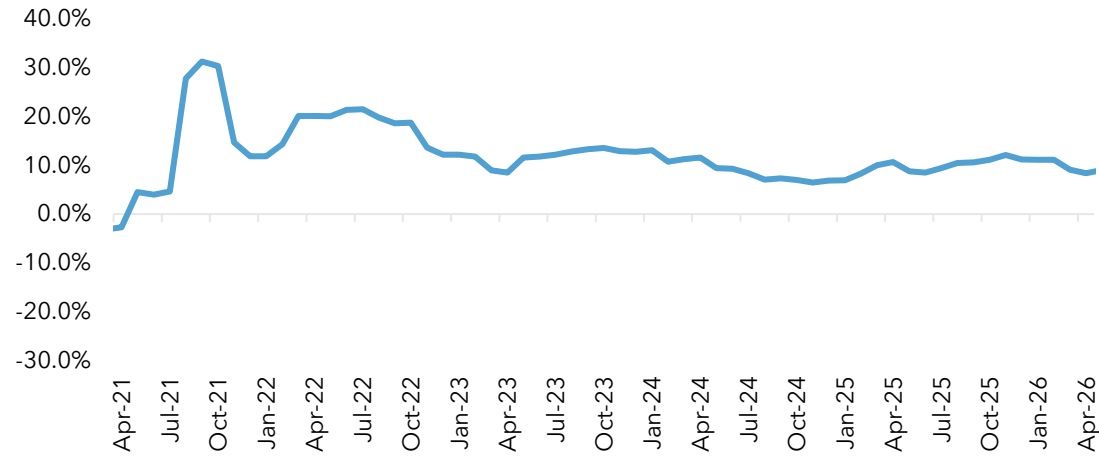
1 YEAR HISTORICAL STOCK PERFORMANCE AS OF APRIL 30TH, 2026



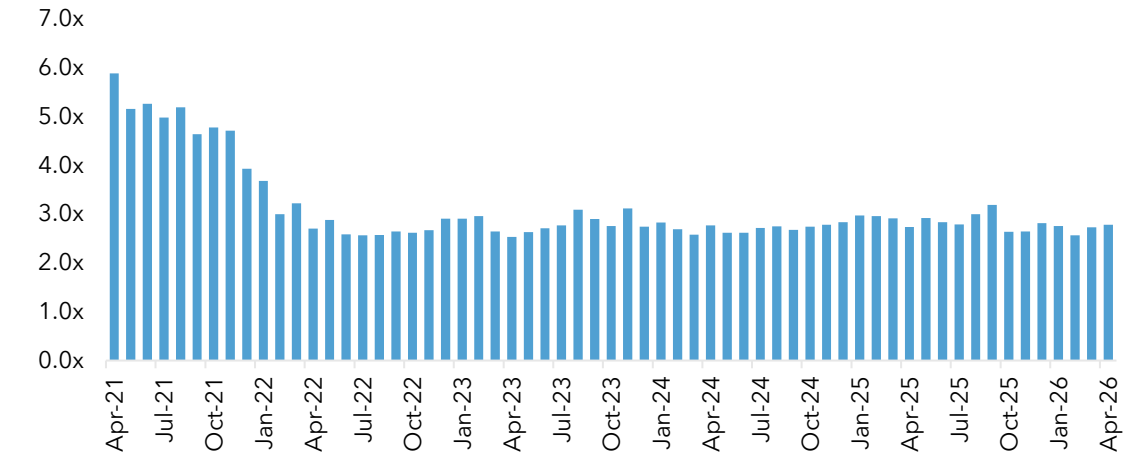
Higher Education Multiples¹

TRADING MULTIPLES AS OF APRIL 30TH, 2026

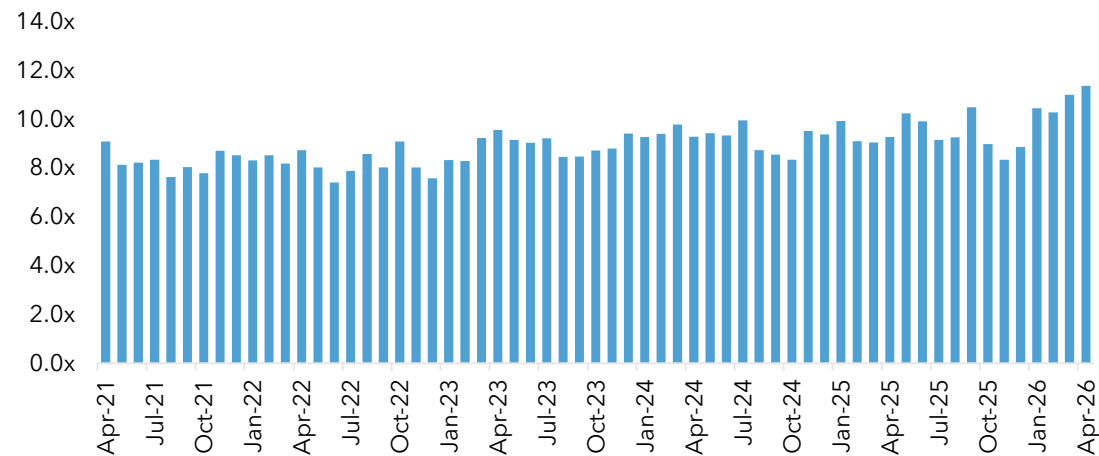
REVENUE GROWTH OVER TIME (YEAR-OVER-YEAR)



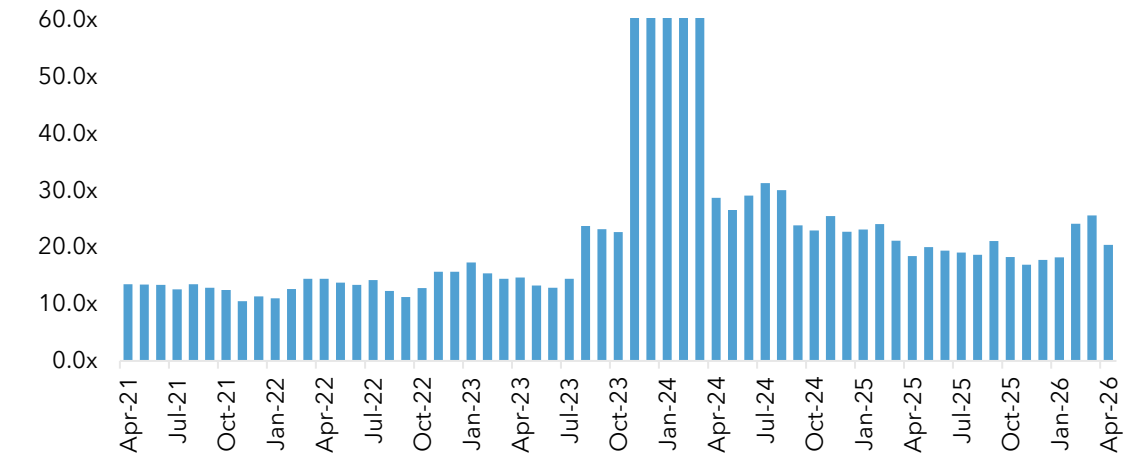
TEV/REVENUE MULTIPLES



HISTORICAL TEV/EBITDA MULTIPLES



HISTORICAL P/E MULTIPLES



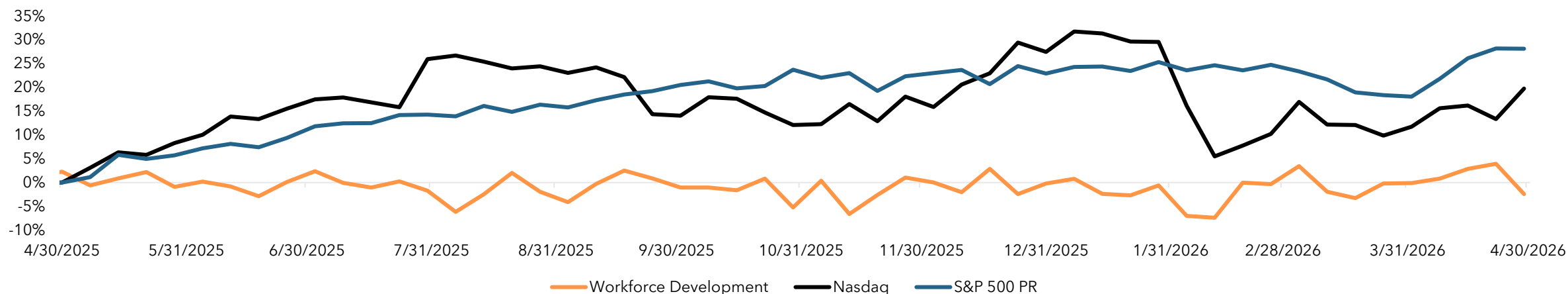
M&A Transactions: Higher Education

Deal Date	Target Company	Acquirer	Description
30-Apr-2026	EUSA Academic Internship Experts	Recordati	Provider of international academic internship and study-abroad placement services.
29-Apr-2026	Havana	Cognition	Developer of an AI-driven student recruitment assistant designed to support enrollment outreach for educational institutions.
20-Apr-2026	Kaplan Languages Group	Inspirit Capital	Provider of language learning and higher education programs for students.
16-Apr-2026	IVA Business School	AcadeMedia	Provider of business education programs focused on entrepreneurship and management training.
09-Apr-2026	Lumes	Agaroot	Provider of career coaching and recruitment services for university students and job-seeking individuals.
01-Apr-2026	Campus Compass	Lirem	Operator of an information-sharing site intended to provide students with a variety of options and possibilities.
01-Apr-2026	Pacific Institute of Culinary Arts	Triumph Higher Education	Provider of culinary education training services catering to home cooks, corporate teams, and private groups.
01-Apr-2026	Swedish Institute College of Health Sciences	IDB Invest	Operator of a health science institute to offer degrees in massage therapy, personal training, medical assisting, and surgical technology.

Workforce Development

Company	Ticker	30-Apr-26	% of 52-Wk High	Market Capitalization (\$)		LTM				1-Year Rev. Growth	EV / LTM (x)			
				Equity Market Cap	Enterprise Value	Revenue	Gross Margin %	EBITDA	EBITDA Margin %		Revenue	EBITDA		
DHI Group	NYS: DHX	\$2.39	71.6%	\$105	\$141	\$128	85%	\$35	2%	-10%	1.1x	4.0x		
HealthStream	NAS: HSTM	20.76	60.8%	611	568	304	65%	72	21%	4%	1.9x	7.9x		
Korn Ferry	NYS: KFY	66.44	84.6%	3,447	3,051	2,890	88%	489	17%	5%	1.1x	6.2x		
Randstad	AMS: RAND	29.37	56.4%	5,154	6,996	26,585	18%	1,009	4%	-4%	0.3x	6.9x		
Wolters Kluwer	AMS: WKL	77.61	41.6%	17,409	22,109	6,908	73%	2,263	36%	4%	3.2x	9.8x		
<i>\$ in millions</i>											Harmonic Mean		0.8x	6.4x

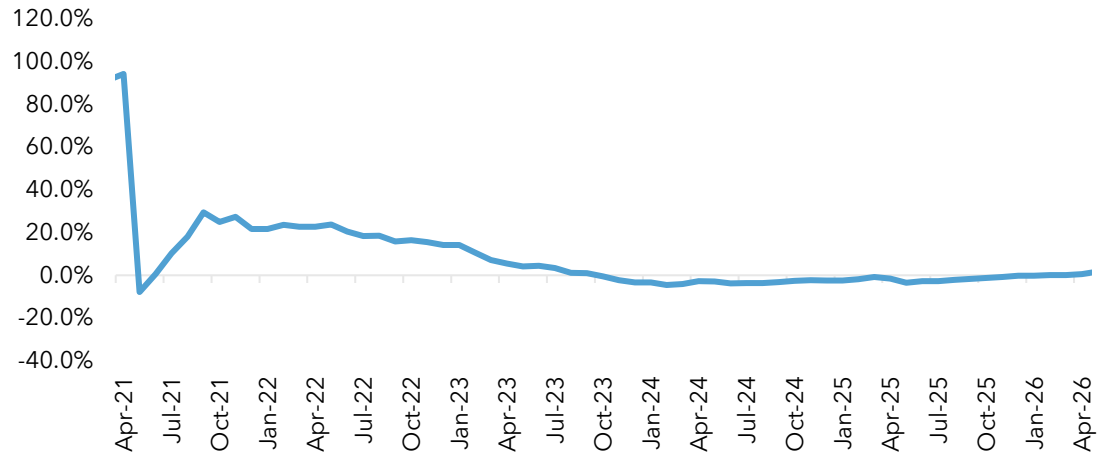
1 YEAR HISTORICAL STOCK PERFORMANCE AS OF APRIL 30TH, 2026



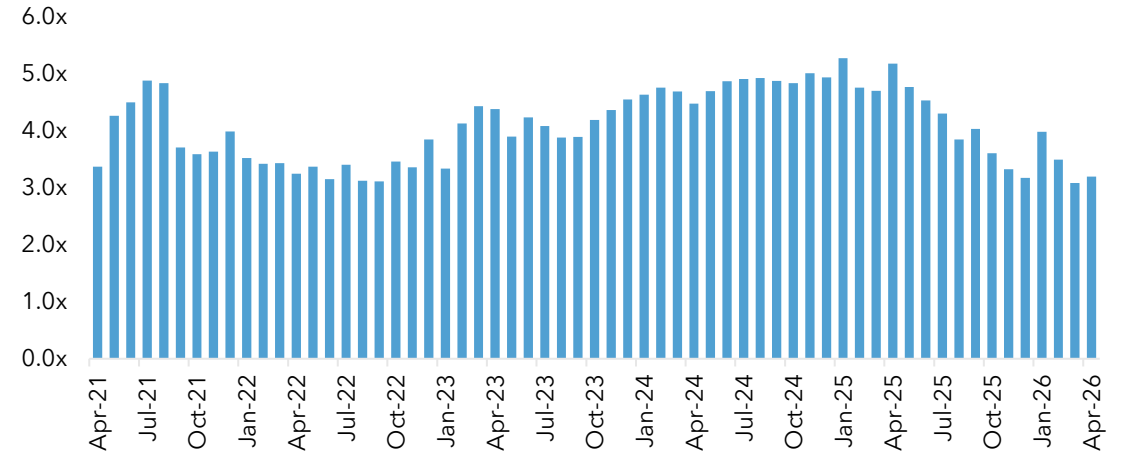
Workforce Development Multiples¹

TRADING MULTIPLES AS OF APRIL 30TH, 2026

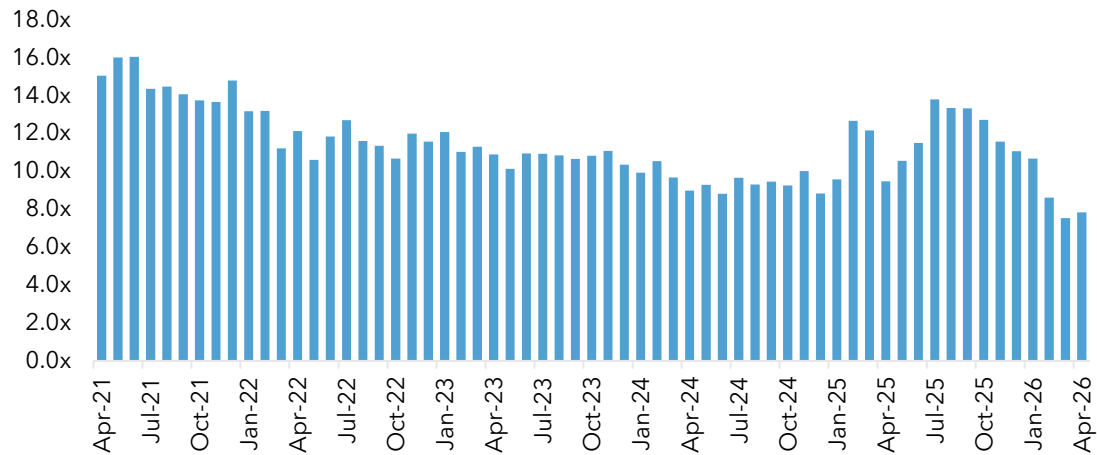
REVENUE GROWTH OVER TIME (YEAR-OVER-YEAR)



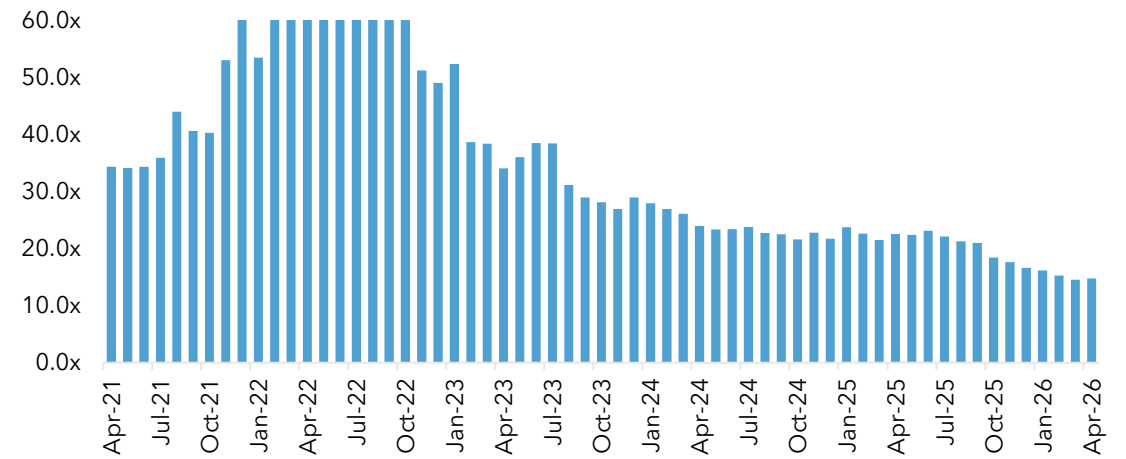
TEV/REVENUE MULTIPLES



HISTORICAL TEV/EBITDA MULTIPLES



HISTORICAL P/E MULTIPLES



M&A Transactions: Workforce Development

Deal Date	Target Company	Acquirer	Description
24-Apr-2026	EffectiveHRM	Impact HR Consulting	Operator of an HR consultancy agency intended to help start-ups and established businesses, including coaching and learning and development.
22-Apr-2026	Lanstitut Technologies	Emversity	Provider of healthcare and language training services intended to serve, nurses, doctors, and allied health professionals.
21-Apr-2026	Working with Resilience	PeopleBench	Provider of workplace resilience training and consulting.
17-Apr-2026	The Brevet Group	SBI Growth	Leading sales effectiveness and training firm.
16-Apr-2026	ISC Training & Assembly	Conbit Offshore	Provider of training and assembly services intended for high-risk occupational environments.
13-Apr-2026	Eurofins Scientific	UL Solutions	Provider of testing, compliance, and certifications services for the communications, defense, military, machinery, transportation, and energy industries.
09-Apr-2026	SCM Metrology and Laboratories	Transcat	Operator of a calibration laboratory intended to transform skills and knowledge into metrology services.
08-Apr-2026	Careerforces	VGC Group	Provider of recruitment services intended to support service leavers and key workers into civilian employment.
07-Apr-2026	Reliability Institute of Australia	Mobius Institute	Provider of industrial training intended to facilitate professional certification in maintenance and reliability.
02-Apr-2026	Zero Point Security	Fortra	Provider of cybersecurity training courses and hands-on labs intended to develop skills.
01-Apr-2026	Arbosupport	The Safety Network	Provider of occupational safety training services intended to maintain safety for heavy industrial equipment.
01-Apr-2026	MITA Consulting	IMPAC	Provider of vocational education and training services intended to serve learners, employers, and communities in the electricity supply sector.
01-Apr-2026	Quali-Forme	Go! Formations	Operator of a training platform intended to train professionals in the industrial, construction, and logistics sectors.
01-Apr-2026	RiVR	LearnPro Group	Developer of a virtual reality platform designed to deliver immersive learning experiences, especially in fire and crime scenes.

SECTION 02

Navagant Overview



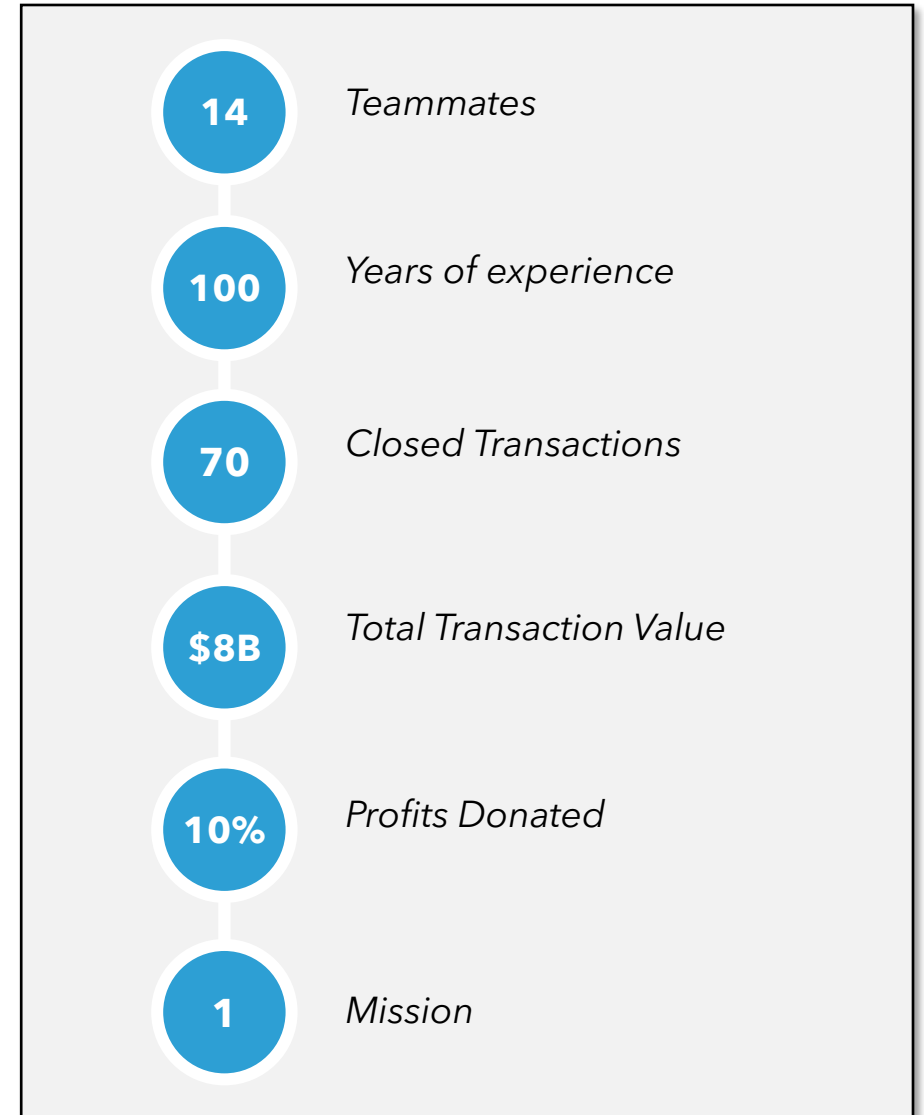
A New Type of Advisor

NAVAGANT

an industry leading team of education and training experts combining unique culture, deep transaction experience, and a conscious-capital mission to redefine the expectations of an M&A advisor in the middle market.

We believe in:

- Never settling for average
- Transparency at all costs
- Our diverse, entrepreneurial perspective
- Supporting clients that share our values
- Acting with integrity - full stop
- Sharing profits to help others



Education & Training Investment Banking

Early Childhood Education	K-12 Education	Higher Education	Workforce Training & Development
Childcare & Early Learning Centers	Tutoring, Test Prep, & College Admissions	Private Colleges & Universities	Professional Training & Certifications
Childcare Enrichment Programs	Private School Operators	Career, Technical, & Vocational Schools	Vocational & Technical Workforce Training
Curriculum & Materials Providers	Educational Content and Curriculum Providers	Career Pathways & Credentialing	Medical Education
Specialized Learning & Intervention Services	Experiential & Enrichment Learning	Test Prep & Admissions Services	Workforce & HR Technologies
Professional Services & Support	Special Education Services	Student Services Providers	Talent Management
	Professional Development and Support Providers	Content & Curriculum	Specialized Consulting & Coaching

By the Numbers

14

Teammates

100

Years of Experience

70

Closed Transactions

\$8B+

Transaction Value

10%

Profits Donated

1

Mission

**Investment
Banking
Advisory**



Transaction Types

- 100% Sale
- Majority & Minority Recapitalizations
- Board Advisory
- Management Buy-outs
- Corporate Carve-outs
- Growth Capital

Who We Are

Education and training experts combining unique culture, deep transaction experience, and a conscious-capital mission to redefine the expectations of an M&A advisor in the middle market.

**With any questions
on this report, please
contact**

Jacob Voorhees
Managing Director
(617) 216-1543
jacob@navagant.com

Shawn Keenan
Managing Director
(312) 550-5304
shawn@navagant.com

Jeff Bache
Director
(804) 627-2848
jeff@navagant.com

Jorge Quinteros
Senior Vice President
(703) 618-1070
jorge@navagant.com

Sachin Raval
Vice President
(248) 469-5786
sachin@navagant.com

Caleb Axelson
Vice President
(774) 994-3248
caleb@navagant.com



NAVAGANT

Partners in Your Purpose, Experts in Your Market