






























NAVAGANT











































































Monthly Market Update

April 2026

Navagant's Senior Investment Banking Team

TEAM	PRIOR WORK EXPERIENCE	EDUCATION
 <p>Jacob Voorhees Managing Director</p> <ul style="list-style-type: none"> Formerly Co-founder & Head of Capstone's Education & Training Practice 2021 Investment Banker of the Year 	  	 
 <p>Shawn Keenan Managing Director</p> <ul style="list-style-type: none"> 18+ years of IB experience Led execution on 70+ transactions resulting in over \$3.5 billion of proceeds for clients 	  	 
 <p>Jeff Bache Director</p> <ul style="list-style-type: none"> 20+ years advising large public and private corporate clients on financial transactions 	 	
 <p>Jorge Quinteros Senior Vice President</p> <ul style="list-style-type: none"> 13+ years of financial advisory and banking experience 2024 M&A Advisor Emerging Leader 	 	 
 <p>Sachin Raval Vice President</p> <ul style="list-style-type: none"> 6+ years of financial advisory experience 2025 M&A Advisor Emerging Leader 	 	
 <p>Caleb Axelson Vice President</p> <ul style="list-style-type: none"> 6+ years of financial advisory experience 2025 M&A Advisor Emerging Leader 	 	

Representative Transactions

 <p>HAS MERGED AND RECAPITALIZED WITH A GROWTH INVESTMENT FROM</p> 	 <p>THE OWNER OF</p>  <p>HAS BEEN ACQUIRED BY</p>  <p>A PORTFOLIO COMPANY OF</p> 	 <p>HAS BEEN ACQUIRED BY</p>  <p>A PORTFOLIO COMPANY OF</p> 	 <p>HAS RECAPITALIZED WITH</p> 	 <p>HAS RECEIVED GROWTH AND ACQUISITION CAPITAL FROM</p> 	 <p>HAS BEEN ACQUIRED BY</p>  <p>A PORTFOLIO COMPANY OF</p> 	 <p>HAS RECAPITALIZED WITH</p> 
 <p>HAS BEEN ACQUIRED BY</p>  <p>A PORTFOLIO COMPANY OF</p> 	 <p>HAS BEEN ACQUIRED BY</p>  <p>A PORTFOLIO COMPANY OF</p> 	 <p>HAS BEEN ACQUIRED BY</p>  <p>A PORTFOLIO COMPANY OF</p> 	 <p>HAS RECAPITALIZED WITH</p> 	 <p>HAS BEEN ACQUIRED BY</p> 	 <p>HAS BEEN ACQUIRED BY</p>  <p>A PORTFOLIO COMPANY OF</p> 	 <p>HAS BEEN ACQUIRED BY</p>  <p>A PORTFOLIO COMPANY OF</p> 
 <p>HAS BEEN ACQUIRED BY</p> 	 <p>A PORTFOLIO COMPANY OF</p>  <p>HAS BEEN ACQUIRED BY</p> 	 <p>HAS BEEN ACQUIRED BY</p>  <p>A PORTFOLIO COMPANY OF</p> 	 <p>A PORTFOLIO COMPANY OF</p>  <p>HAS BEEN ACQUIRED BY</p> 	 <p>A PORTFOLIO COMPANY OF</p>  <p>HAS BEEN ACQUIRED BY</p> 	 <p>HAS MERGED WITH</p>  <p>A PORTFOLIO COMPANY OF</p> 	 <p>HAS BEEN ACQUIRED BY</p> 
 <p>HAS BEEN ACQUIRED BY</p>  <p>A PORTFOLIO COMPANY OF</p> 	 <p>A PORTFOLIO COMPANY OF</p>  <p>HAS BEEN ACQUIRED BY</p> 	 <p>HAS BEEN ACQUIRED BY</p>  <p>A PORTFOLIO COMPANY OF</p> 	 <p>HAS RECAPITALIZED WITH</p> 	 <p>A PORTFOLIO COMPANY OF</p>  <p>HAS BEEN ACQUIRED BY</p>  <p>A PORTFOLIO COMPANY OF</p>	 <p>A PORTFOLIO COMPANY OF</p>  <p>HAS BEEN ACQUIRED BY</p> 	 <p>HAS RECAPITALIZED WITH</p> 

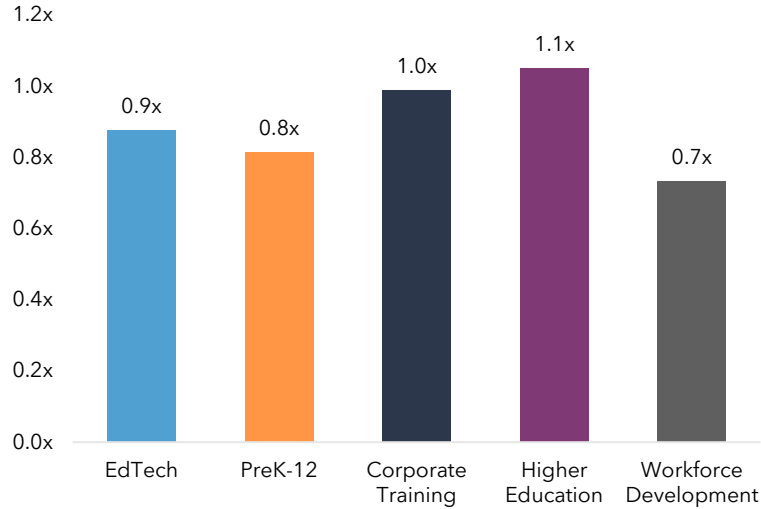
SECTION 01

Industry Update

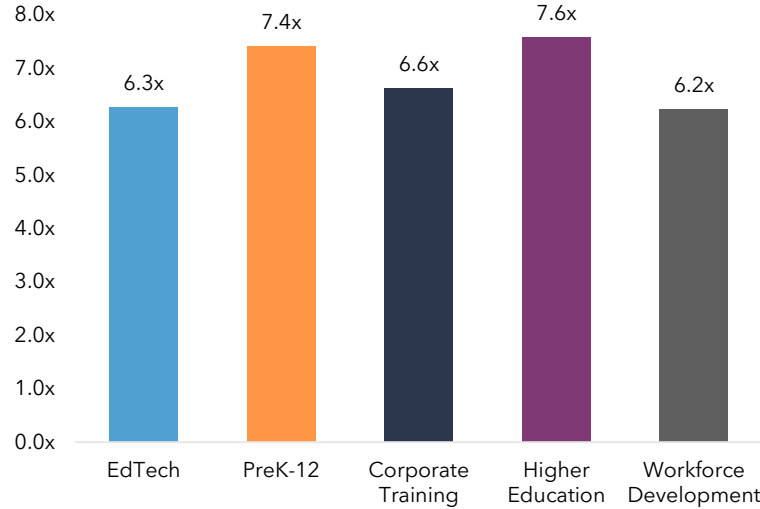


Education & Training Update

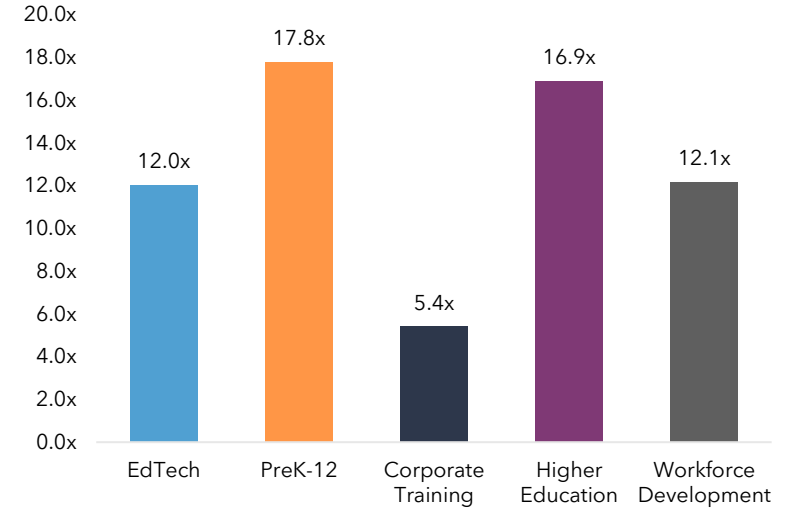
TEV/REVENUE



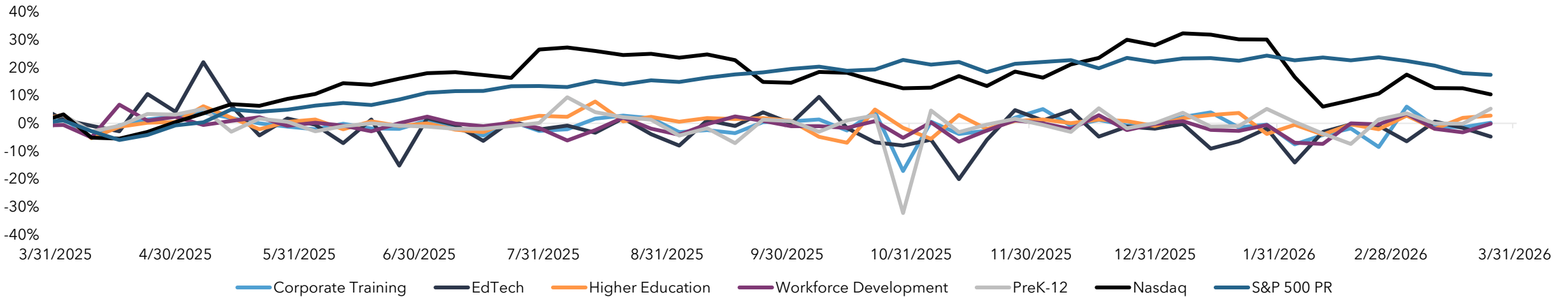
TEV/EBITDA



P/E RATIOS



1 YEAR HISTORICAL STOCK PERFORMANCE AS OF MARCH 31ST, 2026



Sector Performance

OPERATING TRADING STATISTICS AS OF MARCH 31ST, 2026

	EdTech	PreK-12	Corporate Training	Higher Education	Workforce Development
2026E Revenue Growth	8%	5%	3%	9%	0%
2026E EBITDA Margin	11%	5%	18%	18%	16%
% of 52 Week High	44%	64%	56%	78%	63%
Debt/2026E EBITDA	0.4x	1.7x	0.9x	0.9x	0.9x

TOP 3 PERFORMERS, BY STOCK PRICE, AS OF MARCH 31ST, 2026

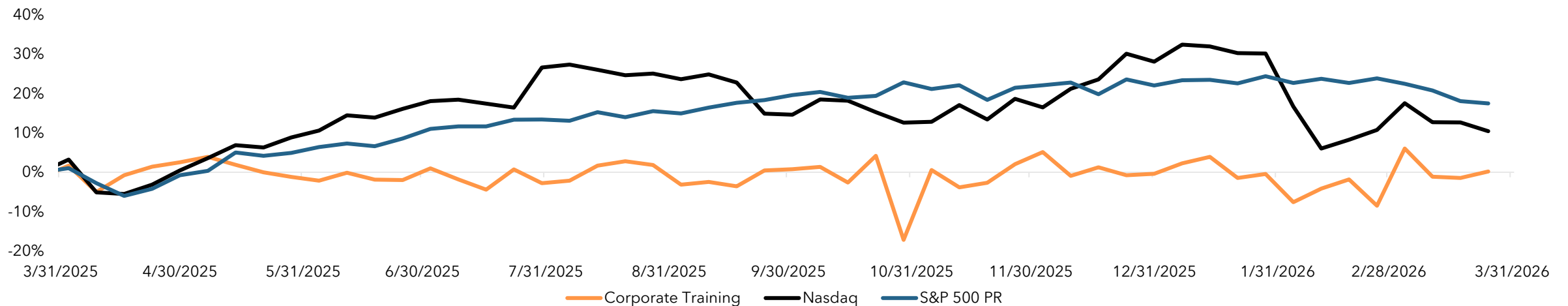
	EdTech	PreK-12	Corporate Training	Higher Education	Workforce Development
Last Month	Docebo (6.5%) Sylogist (-4.1%) Coursera (-10.8%)	Scholastic (15.1%) Bright Horizons (10.4%) Stride (5.2%)	John Wiley & Sons (26.2%) Franklin Covey (10.5%) Stride (5.2%)	American Public Education (28.3%) Covista (20.7%) Lincoln Technical Institute (20.0%)	DHI Group (9.4%) Korn Ferry (5.1%) HealthStream (-2.0%)
Last 3 Months	Docebo (-2.3%) Coursera (-5.0%) Nerdy (-17.4%)	Scholastic (12.0%) Stride (7.1%) Bright Horizons (-13.2%)	John Wiley & Sons (19.2%) Stride (7.1%) Pearson (-3.1%)	Lincoln Technical Institute (58.4%) Universal Technical Institute (43.6%) American Public Education (41.2%)	DHI Group (47.5%) HealthStream (-2.3%) Korn Ferry (-5.0%)
Last 12 Months	Cogna Educação (88.3%) Coursera (-19.3%) Blackbaud (-36.8%)	Scholastic (107.3%) Stride (-29.9%) Bright Horizons (-36.3%)	Tribal Group (52.9%) John Wiley & Sons (-16.2%) Pearson (-19.7%)	Lincoln Technical Institute (166.6%) American Public Education (155.3%) Cogna Educação (88.3%)	DHI Group (75.7%) Korn Ferry (-7.9%) HealthStream (-33.4%)

Corporate Training¹

Company	Ticker	31-Mar-26	% of 52-Wk High	Market Capitalization (\$)		LTM					EV / LTM (x)		
				Equity Market Cap	Enterprise Value	Revenue	Gross Margin %	EBITDA	EBITDA Margin %	1-Year Rev. Growth	Revenue	EBITDA	
Accenture	NYS: ACN	\$198.29	60.9%	\$121,738	\$122,244	\$72,110	32%	\$14,479	16%	7%	1.7x	8.4x	
FranklinCovey	NYS: FC	15.79	55.6%	182	166	262	76%	28	4%	-9%	0.6x	6.0x	
John Wiley & Sons	NYS: WLY	38.10	83.5%	1,959	2,762	1,671	74%	417	22%	-2%	1.7x	6.6x	
Pearson	LON: PSON	13.03	78.5%	8,042	9,608	4,550	51%	1,441	30%	-1%	2.1x	6.7x	
RELX	LON: REL	32.61	57.5%	58,434	68,075	12,630	66%	5,065	38%	2%	5.4x	13.4x	
SkillSoft	NYS: SKIL	4.29	17.9%	38	541	516	74%	108	8%	-4%	1.0x	5.0x	
Stride	NYS: LRN	88.17	51.5%	3,754	3,685	2,519	39%	623	22%	15%	1.5x	5.9x	
Thinkific	TSE: THNC	1.02	32.0%	69	20	73	73%	4	0%	9%	0.3x	5.3x	
Tribal Group	LON: TRB	0.66	65.3%	141	127	122	50%	25	18%	3%	1.0x	5.0x	
Wilmington	LON: WIL	3.03	60.1%	271	364	140	#N/A	34	17%	10%	2.6x	10.7x	
										Harmonic Mean		1.0x	6.6x

\$ in millions

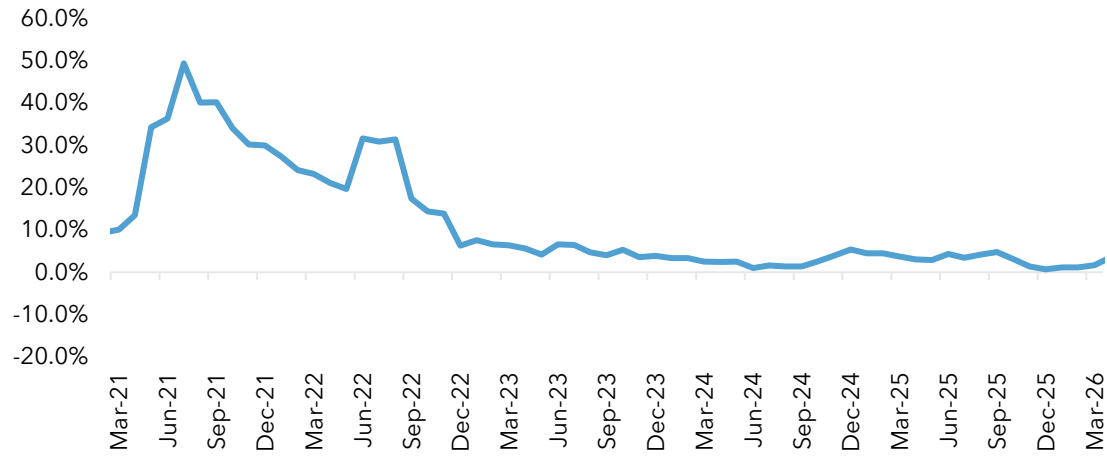
1 YEAR HISTORICAL STOCK PERFORMANCE AS OF MARCH 31ST, 2026



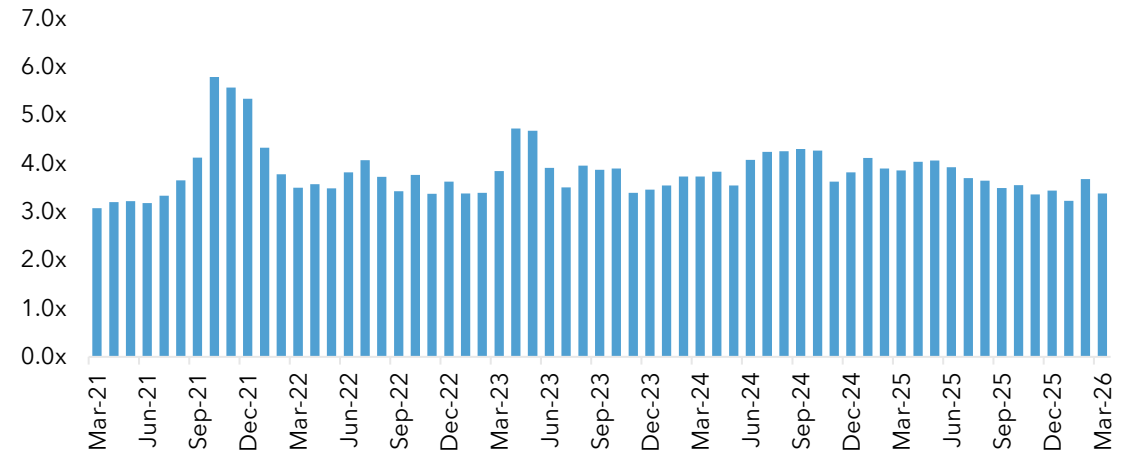
Corporate Training Multiples¹

TRADING MULTIPLES AS OF MARCH 31ST, 2026

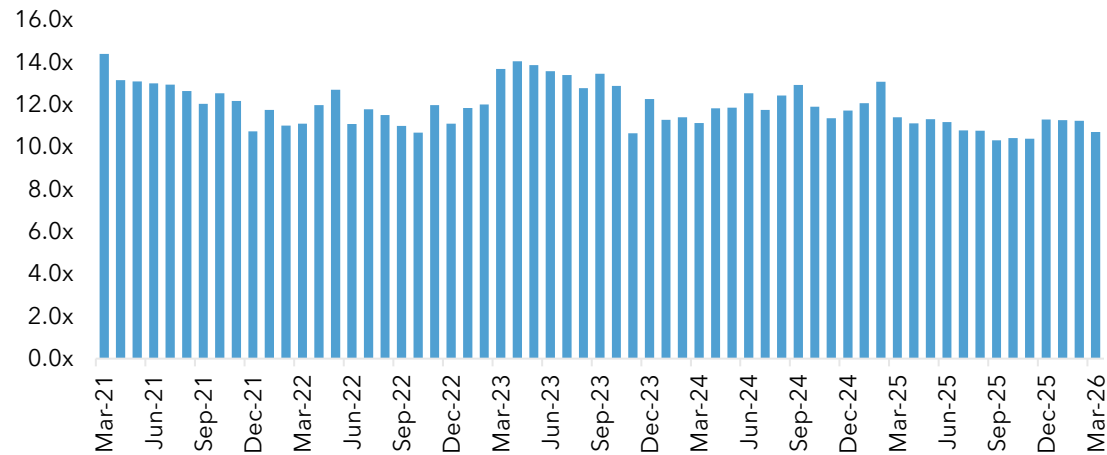
REVENUE GROWTH OVER TIME (YEAR-OVER-YEAR)



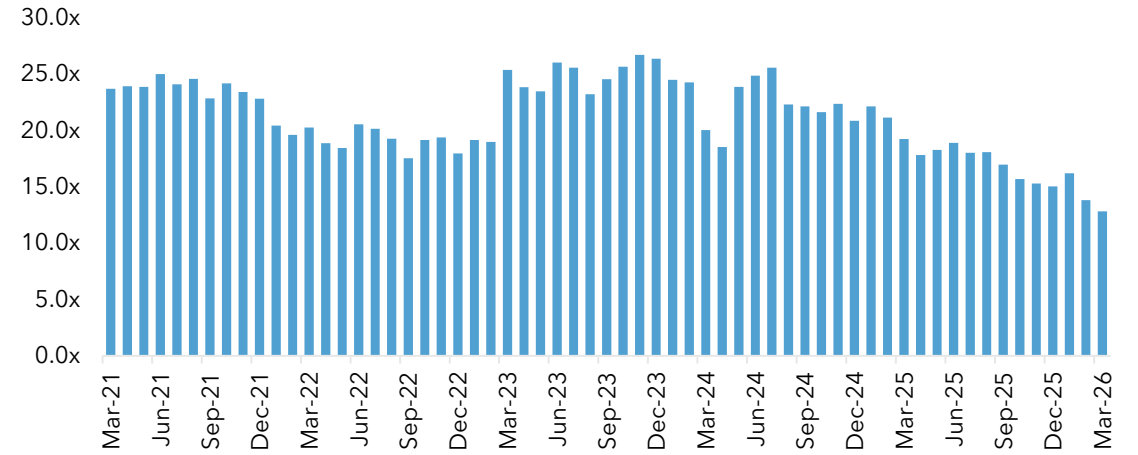
TEV/REVENUE MULTIPLES



HISTORICAL TEV/EBITDA MULTIPLES



HISTORICAL P/E MULTIPLES



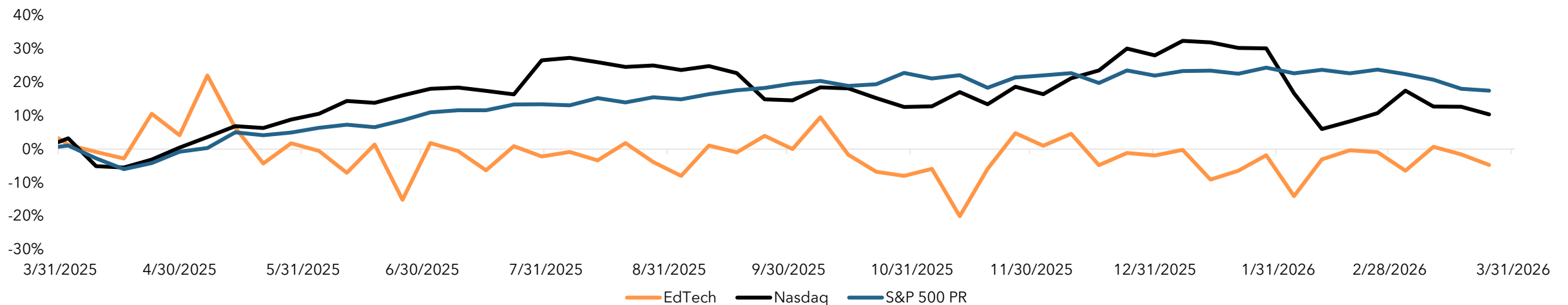
M&A Transactions: Corporate Training

Deal Date	Target Company	Acquirer	Description
31-Mar-2026	Catalyst Futures	FXAQ	Provider of professional training and certification programs intended for the derivatives industry.
31-Mar-2026	Mandala For Us	Lattice	Provider of leadership training services intended to serve start-ups and scaling companies worldwide.
26-Mar-2026	PeopleDot	Information Strategy and Technology	Operator of an educational platform intended to enhance the ability of every member of a company to make objective decisions.
25-Mar-2026	Career Decisions Ireland	CDL Asset Holdings	Provider of career transition and leadership coaching services intended to serve organizations and professionals.
25-Mar-2026	Tradecreate	Leap	Provider of corporate education and training services intended to pursue learning that delivers results through the development of professionals.
24-Mar-2026	Mainstay	Lemnis	Developer of an AI-powered chatbot designed to track and monitor the learning process of an individual.
24-Mar-2026	Reforge	Miro	Provider of career development membership services intended to offer access to various programs across product, growth, engineering, and marketing.
05-Mar-2026	Youd Andrews	Alchemist Learning and Development	Provider of sales training programs intended for enterprise technology and IT focused sales teams.
04-Mar-2026	The Experiential Learning Group	Alchemist Learning and Development	Provider of experiential learning and behavior-based development programs serving global corporations and international law firms.
03-Mar-2026	HRSOFT	Gryphon Investors	Provider of compensation management software.
01-Mar-2026	CE4Less	Baum Capital Partners	Operator of an online learning platform intended for continuing education for mental health professionals.

Company	Ticker	31-Mar-26	% of 52-Wk High	Market Capitalization (\$)		LTM					EV / LTM (x)		
				Equity Market Cap	Enterprise Value	Revenue	Gross Margin %	EBITDA	EBITDA Margin %	1-Year Rev. Growth	Revenue	EBITDA	
Blackbaud	NAS: BLKB	\$38.61	51.6%	\$1,773	\$2,850	\$1,128	59%	\$405	25%	-2%	2.5x	7.0x	
Cogna Educação	BVMF: COGN3	0.60	66.7%	1,197	2,177	1,255	69%	411	33%	10%	1.7x	5.3x	
Coursera	NYS: COUR	5.82	42.9%	985	193	758	55%	64	-6%	9%	0.3x	3.0x	
D2L	TSE: DTOL	6.04	44.3%	330	231	215	69%	31	10%	8%	1.1x	7.5x	
Docebo	TSE: DCBO	17.50	51.6%	452	380	243	80%	44	11%	12%	1.6x	8.7x	
Duolingo	NAS: DUOL	98.57	18.1%	4,628	3,581	1,038	72%	306	15%	39%	3.5x	11.7x	
Nerdy	NYS: NRDY	0.82	43.0%	101	83	179	58%	(18)	-30%	-6%	0.5x	NM	
ReadyTech Holdings	ASX: RDY	0.77	41.6%	95	126	81	94%	22	27%	7%	1.6x	5.6x	
Sylogist	TSE: SYZ	2.34	32.3%	55	63	44	58%	7	12%	-5%	1.4x	9.5x	
										Harmonic Mean		0.9x	6.3x

\$ in millions

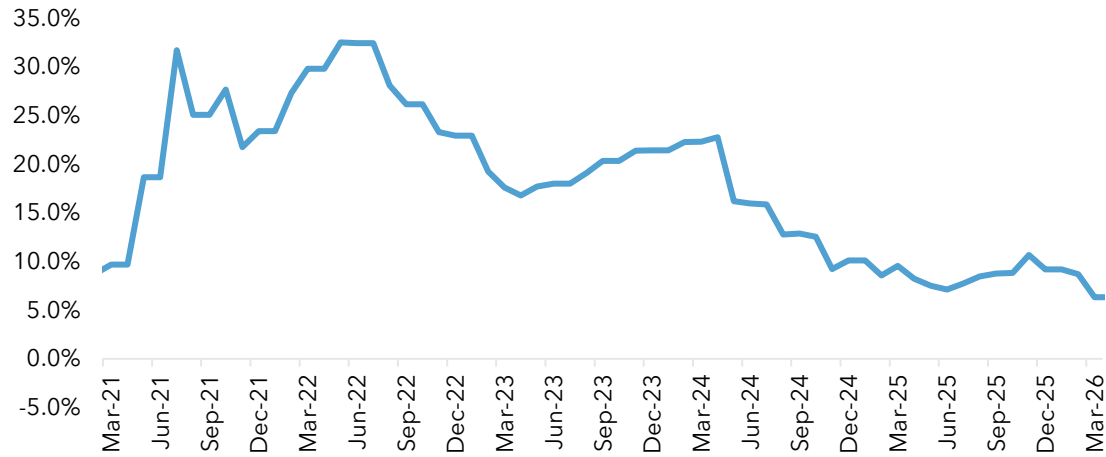
1 YEAR HISTORICAL STOCK PERFORMANCE AS OF MARCH 31ST, 2026



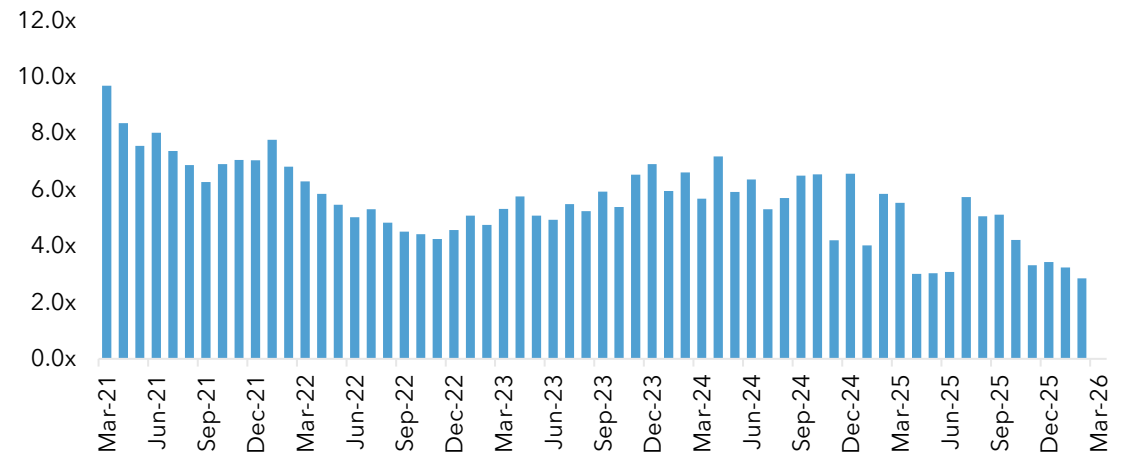
EdTech Multiples¹

TRADING MULTIPLES AS OF MARCH 31ST, 2026

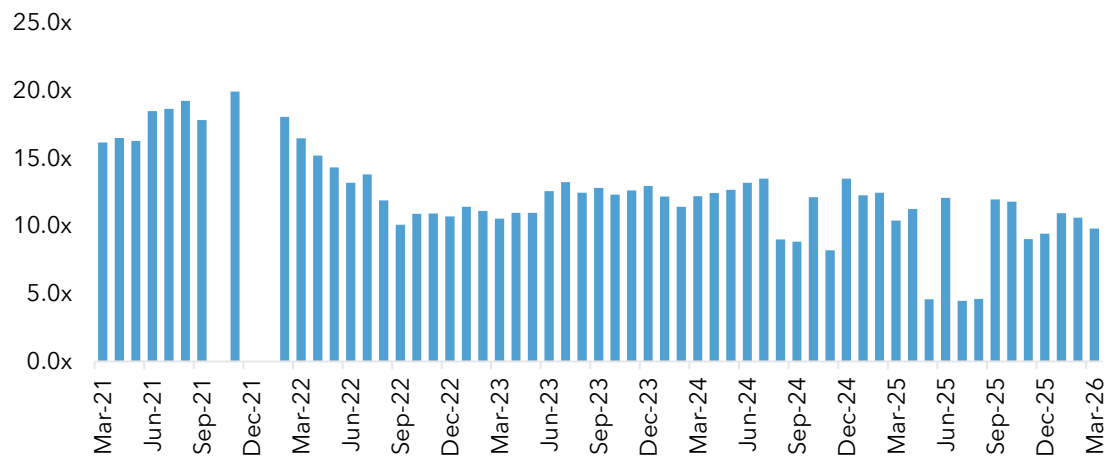
REVENUE GROWTH OVER TIME (YEAR-OVER-YEAR)



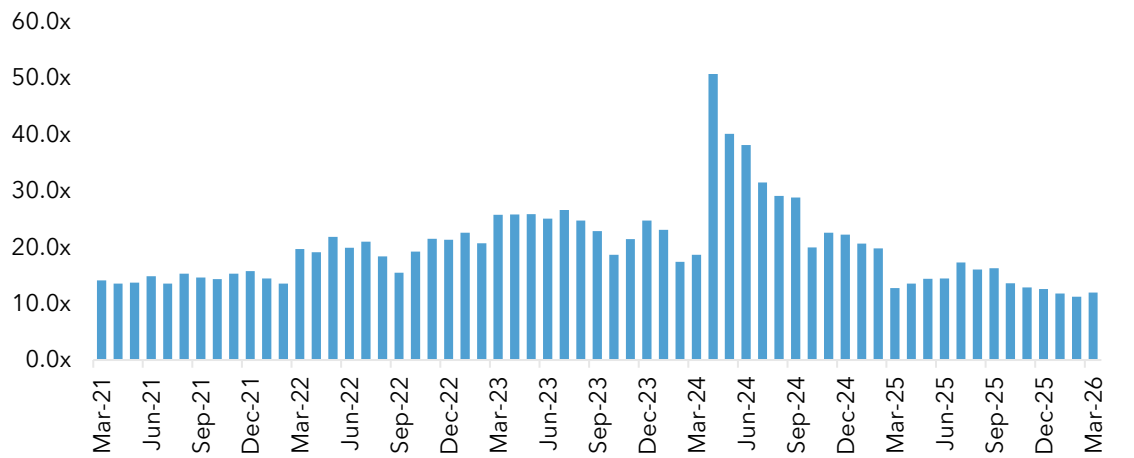
TEV/REVENUE MULTIPLES



HISTORICAL TEV/EBITDA MULTIPLES



HISTORICAL P/E MULTIPLES



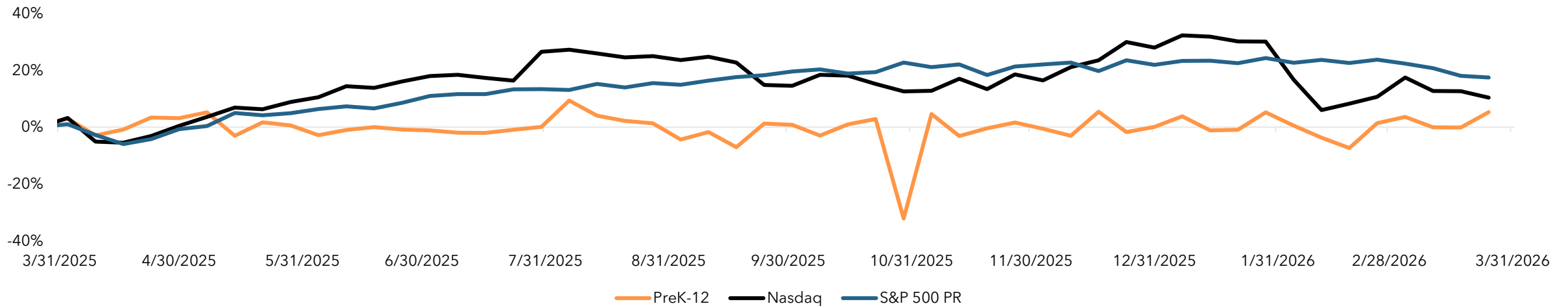
M&A Transactions EdTech

Deal Date	Target Company	Acquirer	Description
31-Mar-2026	Mandala For Us	Lattice	Provider of leadership training services intended to serve start-ups and scaling companies worldwide.
26-Mar-2026	Widow 411	Widowise	Digital Education platform intended to support widows navigating the emotional and practical challenges following the loss of a spouse.
25-Mar-2026	Tradecreate	Leap	Provider of corporate education and training services intended to pursue learning the delivers results through the development of professionals.
24-Mar-2026	Mainstay	Lemnis	Developer of an AI-powered chatbot designed to track and monitor the learning process of an individual.
11-Mar-2026	Elevate K-12	FullMind	Operator of a remote learning platform designed to teach students from any location.
10-Mar-2026	Mr. Chadd	Sanoma Learning	Developer of a digital teaching assistant platform designed to provide support and tools for teaching and learning.
09-Mar-2026	CyberFish	Trust Stamp	Developer of an incident exercising and learning platform designed to strengthen cyber ecosystems and build collective resilience.
01-Mar-2026	CE4Less	Baum Capital Partners	Operator of an online learning platform intended for continuing education for mental health professionals.
01-Mar-2026	ok,z	Good Rebels	Provider of digital training and content creation services designed for professional development and social media production purposes.

PreK-12¹

Company	Ticker	31-Mar-26	% of 52-Wk High	Market Capitalization (\$)		LTM				1-Year Rev. Growth	EV / LTM (x)			
				Equity Market Cap	Enterprise Value	Revenue	Gross Margin %	EBITDA	EBITDA Margin %		Revenue	EBITDA		
Bright Horizons Family Solutions	NYS: BFAM	\$82.13	61.8%	\$4,526	\$6,131	\$2,934	24%	\$487	14%	9%	2.1x	12.6x		
Nerdy	NYS: NRDY	0.82	43.0%	101	83	179	58%	(18)	-30%	-6%	0.5x	NM		
Scholastic	NAS: SCHL	39.06	98.5%	832	1,012	1,614	56%	158	14%	1%	0.6x	6.4x		
Stride	NYS: LRN	88.17	51.5%	3,754	3,685	2,519	39%	623	22%	15%	1.5x	5.9x		
<i>\$ in millions</i>											Harmonic Mean		0.7x	7.4x

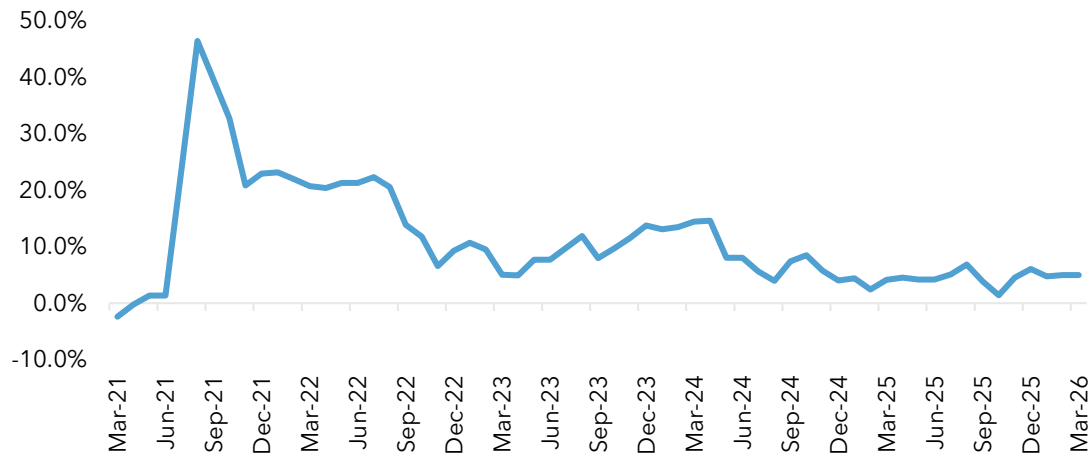
1 YEAR HISTORICAL STOCK PERFORMANCE AS OF MARCH 31ST, 2026



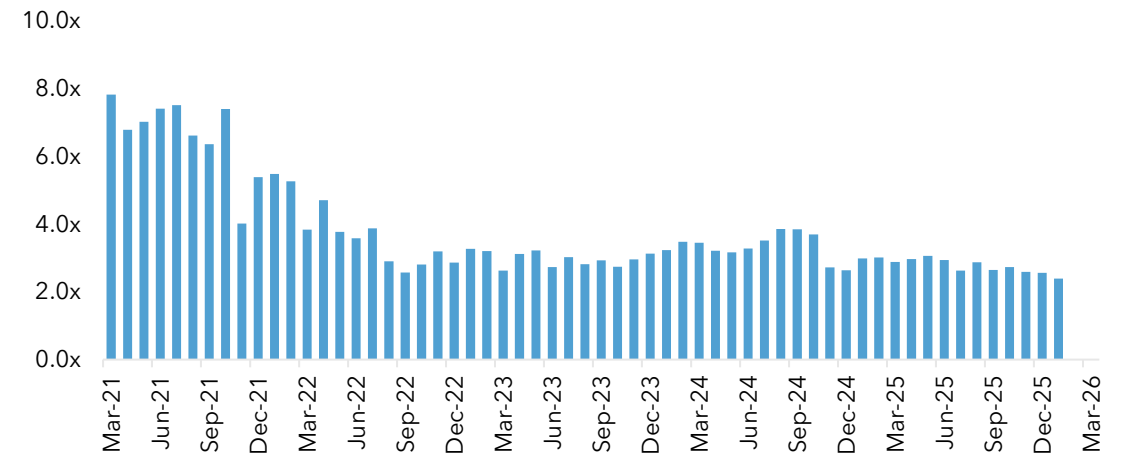
PreK-12 Multiples¹

TRADING MULTIPLES AS OF MARCH 31ST, 2026

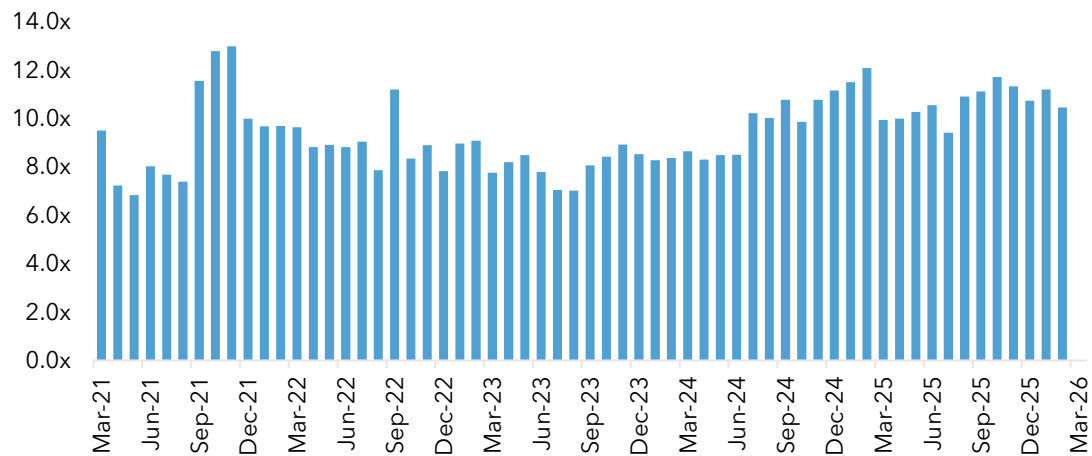
REVENUE GROWTH OVER TIME (YEAR-OVER-YEAR)



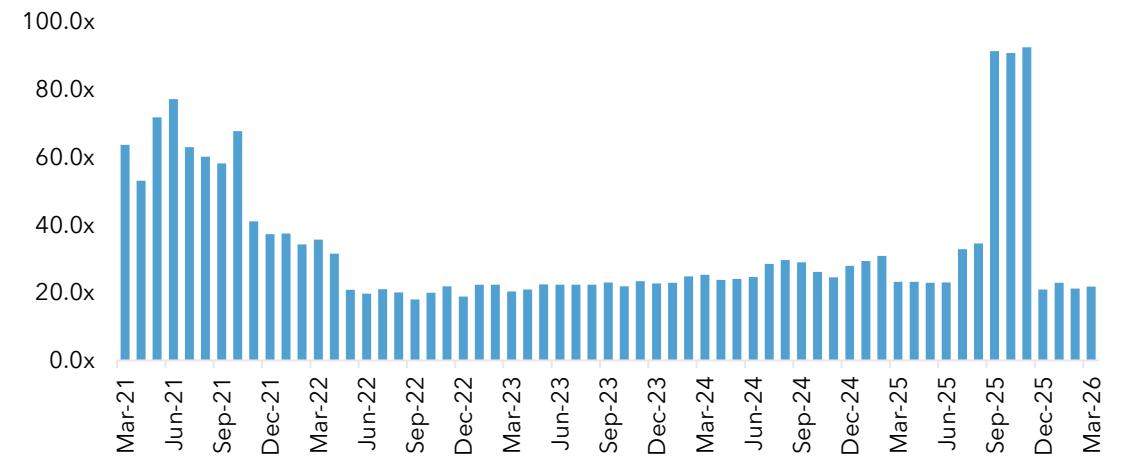
TEV/REVENUE MULTIPLES



HISTORICAL TEV/EBITDA MULTIPLES



HISTORICAL P/E MULTIPLES



M&A Transactions: PreK-12

Deal Date	Target Company	Acquirer	Description
31-Mar-2026	McKeon's Swim School	Aquabliss Swim School	Operator of a swimming school.
26-Mar-2026	TeachTown	Everway	Developer of instructional tools intended to enhance the academic, behavioral, and adaptive development of students with disabilities.
23-Mar-2026	Nara Nurseries	Graphite Capital Management	Provider of early childhood education and nursery-based learning services for infants and young children.
19-Mar-2026	Pinocchio's Children's Nurseries	Foresight Group	Provider of early childhood education and childcare services intended to support the development and well-being of children.
18-Mar-2026	Move This World	Alpine Investors	Provider of interactive social-emotional learning experiences for pre-k to 12 th grade students.
13-Mar-2026	St. Gilgen International School	BDT & MSD Partners	Operator of a co-educational boarding and international day school that offers primary and middle school programs.
11-Mar-2026	Elevate K-12	FullMind	Operator of a remote learning platform designed to teach students from any location.
09-Mar-2026	Dirigo Literacy	Solution Tree	Provider of literacy education consulting and professional development services intended to serve schools, districts, and state education system.
09-Mar-2026	TouchMath	95 Percent Group	Provider of supplemental, multi-sensory mathematics curriculum resources and products intended to help all students build a strong foundation to succeed in math.
06-Mar-2026	The Willow Tree Nursery School	Graphite Capital Management	Provider of childcare and early education services.
05-Mar-2026	The English Institute	BDT & MSD Partners	Provider of primary and secondary school education serving families in Santiago, Chile.
05-Mar-2026	Early Learning Village	KKR	Operator of an early childhood education center.

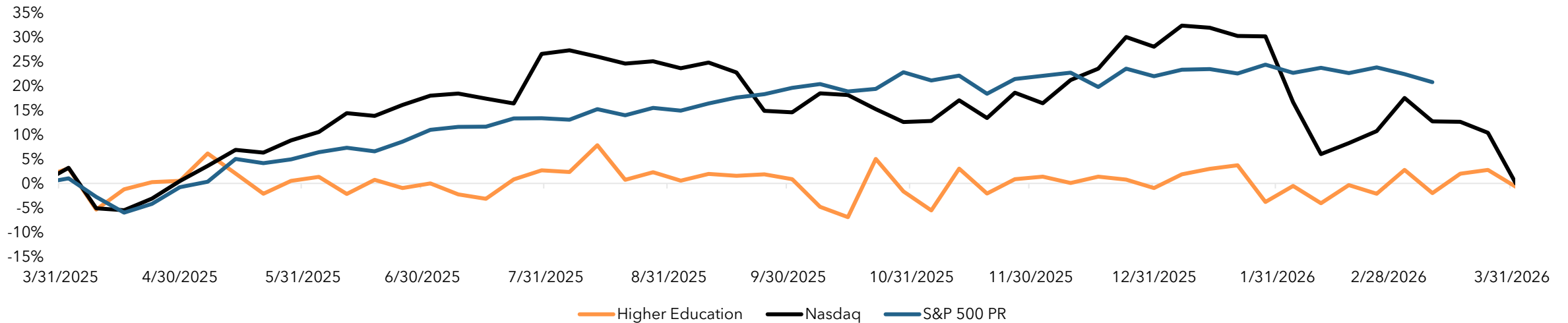
Higher Education

Company	Ticker	31-Mar-26	% of 52-Wk High	Market Capitalization (\$)		LTM				1-Year Rev. Growth	EV / LTM (x)	
				Equity Market Cap	Enterprise Value	Revenue	Gross Margin %	EBITDA	EBITDA Margin %		Revenue	EBITDA
American Public Education	NAS: APEI	\$56.88	95.7%	\$1,045	\$1,034	\$649	54%	\$86	10%	4%	1.6x	12.1x
Barnes & Noble Education	NYS: BNED	8.83	72.3%	303	609	1,729	20%	55	3%	11%	0.4x	11.0x
Cogna Educação	BVMF: COGN3	0.60	66.7%	1,197	2,177	1,255	69%	411	33%	10%	1.7x	5.3x
Coursera	NYS: COUR	5.82	42.9%	985	193	758	55%	64	-6%	9%	0.3x	3.0x
Covista	NYS: CVSA	115.25	73.8%	3,977	4,650	1,889	57%	505	24%	12%	2.5x	9.2x
D2L	TSE: DTOL	6.04	44.3%	330	231	215	69%	31	10%	8%	1.1x	7.5x
Graham Holdings	NYS: GHC	1,057.26	86.3%	4,598	4,640	4,912	30%	516	14%	3%	0.9x	9.0x
Grand Canyon Education	NAS: LOPE	170.03	76.2%	4,615	4,422	1,106	53%	369	28%	7%	4.0x	12.0x
Laureate Education	NAS: LAUR	34.84	91.9%	4,973	5,343	1,702	28%	519	30%	9%	3.1x	10.3x
Lincoln Technical Institute	NAS: LINC	40.68	95.9%	1,289	1,465	518	60%	67	9%	18%	2.8x	21.8x
Pearson	LON: PSON	13.03	78.5%	8,042	9,608	4,550	51%	1,441	30%	-1%	2.1x	6.7x
Perdoceo Education	NAS: PRDO	37.21	96.6%	2,325	1,821	846	77%	280	28%	24%	2.2x	6.5x
Strategic Education	NAS: STRA	82.96	88.8%	1,876	1,837	1,268	49%	273	18%	4%	1.4x	6.7x
Tribal Group	LON: TRB	0.66	65.3%	141	127	122	50%	25	18%	3%	1.0x	5.0x
Universal Technical Institute	NYS: UTI	36.10	89.3%	1,986	2,113	855	50%	118	15%	13%	2.5x	17.9x

\$ in millions

Harmonic Mean	1.1x	7.6x
----------------------	-------------	-------------

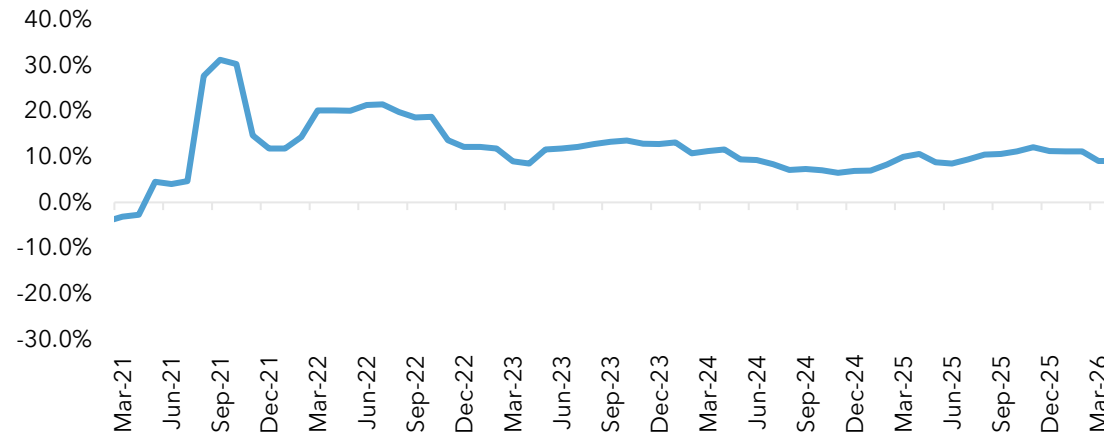
1 YEAR HISTORICAL STOCK PERFORMANCE AS OF MARCH 31ST, 2026



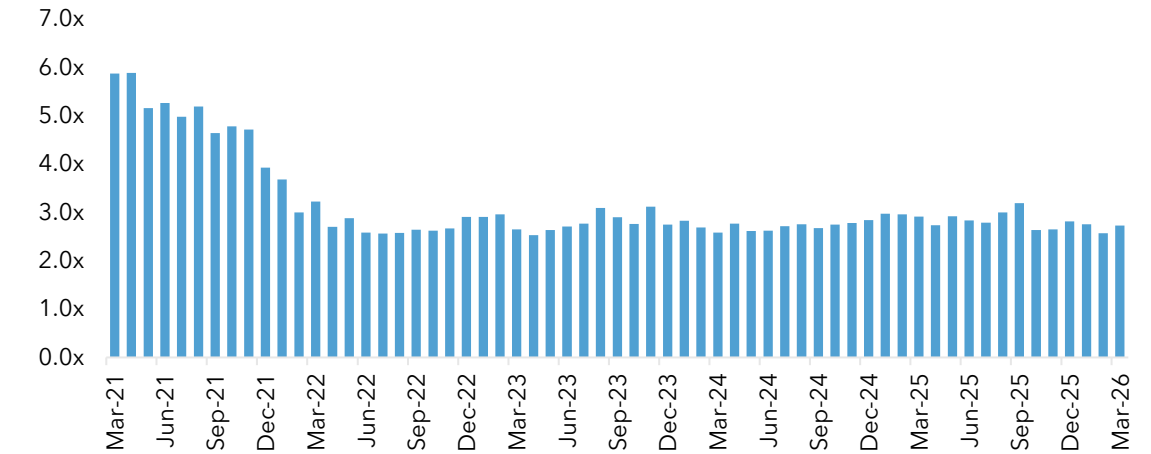
Higher Education Multiples¹

TRADING MULTIPLES AS OF MARCH 31ST, 2026

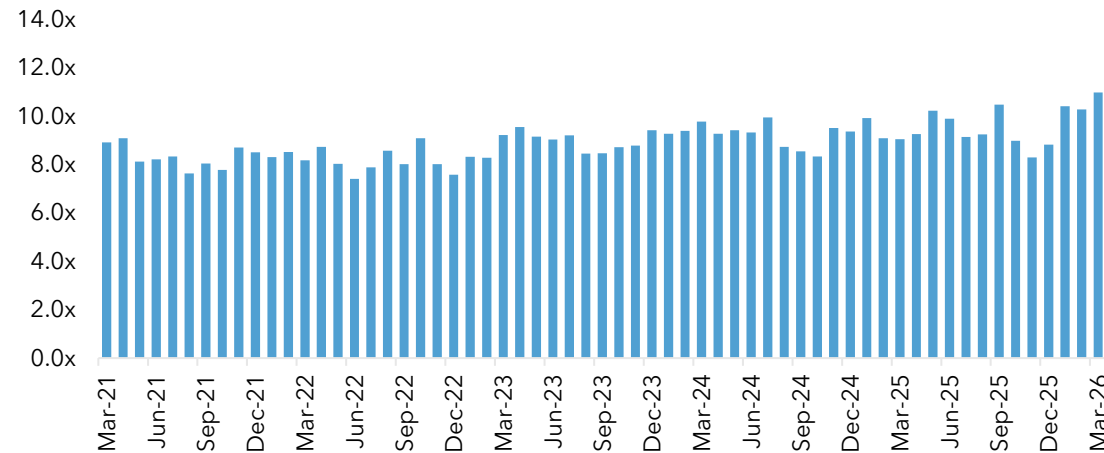
REVENUE GROWTH OVER TIME (YEAR-OVER-YEAR)



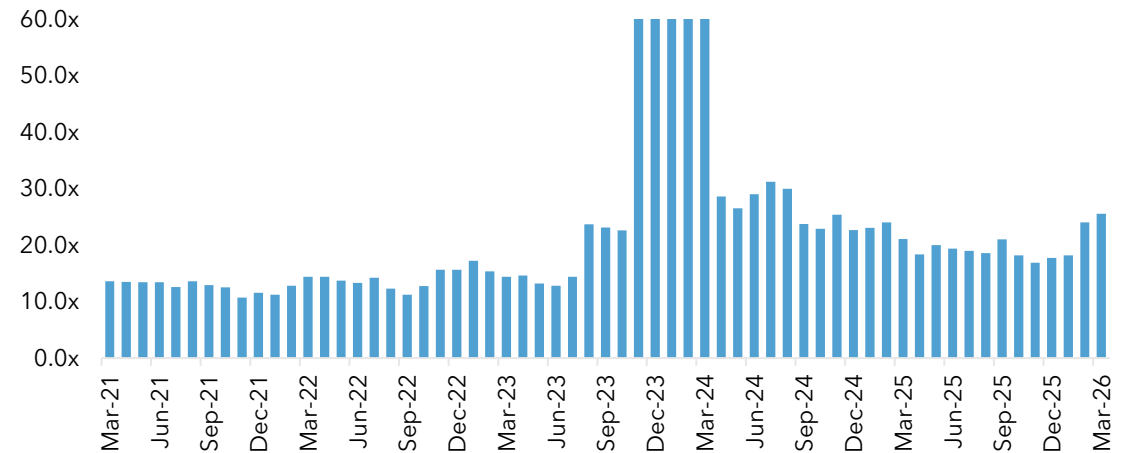
TEV/REVENUE MULTIPLES



HISTORICAL TEV/EBITDA MULTIPLES



HISTORICAL P/E MULTIPLES



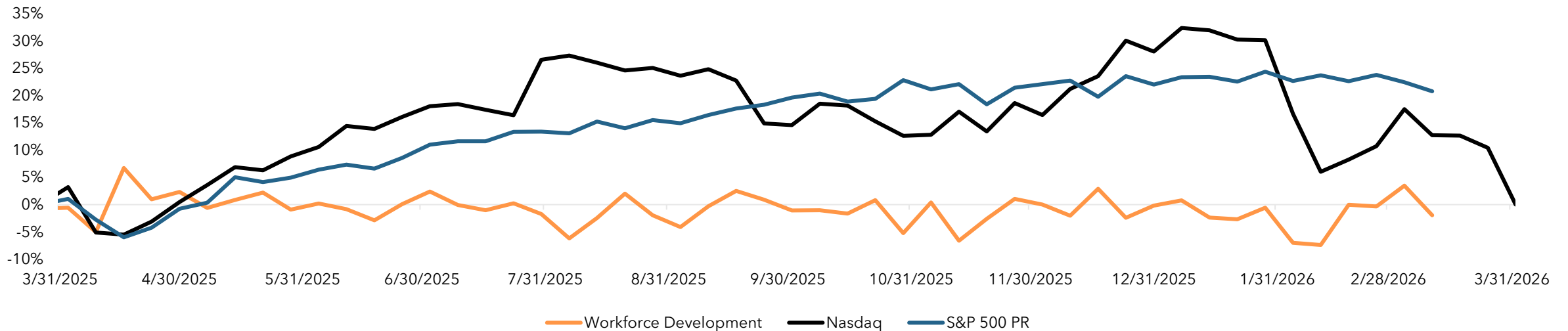
M&A Transactions: Higher Education

Deal Date	Target Company	Acquirer	Description
31-Mar-2026	Studies Planet	Crizac	Provider of international education advisory services intended for individuals seeking academic and language programs abroad.
31-Mar-2026	Mokpo National University	Sunchon National University	Operator of an educational institution based in South Korea.
24-Mar-2026	Mainstay	Lemnis	Developer of an AI-powered chatbot designed to track and monitor the learning process of an individual.
17-Mar-2026	Anyba	Gakken Educational Holdings	Provider of education and online tutoring for technical college students in Japan.
13-Mar-2026	Westminster International Co	10 Bridge Capital	Provider of language training and standardized test preparation services designed for improving academic and professional English proficiency.
10-Mar-2026	EUDE Business School	Resilience Partners	Operator of a business school.
03-Mar-2026	K2 Kompetanse	AcadeMedia	Norwegian provider of upper secondary adult education with eight campuses.
03-Mar-2026	Berlin International University of Applied Sciences	Whitecliffe Global	Provider of higher education located in Berlin, Germany.
02-Mar-2026	University of Gyeongnam Namhae	Changwon National University	Operator of a public university in South Korea.
01-Mar-2026	Northern College	Barnsley College	Provider of career-focused higher education.

Workforce Development

Company	Ticker	31-Mar-26	% of 52-Wk High	Market Capitalization (\$)		LTM				1-Year Rev. Growth	EV / LTM (x)			
				Equity Market Cap	Enterprise Value	Revenue	Gross Margin %	EBITDA	EBITDA Margin %		Revenue	EBITDA		
DHI Group	NYS: DHX	\$2.81	84.1%	\$126	\$163	\$128	85%	\$35	2%	-10%	1.3x	4.6x		
HealthStream	NAS: HSTM	20.71	60.7%	608	566	304	65%	72	21%	4%	1.9x	7.9x		
Korn Ferry	NYS: KFY	62.95	80.2%	3,266	2,870	2,890	88%	489	17%	5%	1.0x	5.9x		
Randstad	AMS: RAND	25.56	49.0%	4,479	6,255	26,026	19%	1,147	4%	-4%	0.2x	5.5x		
Wolters Kluwer	AMS: WKL	74.03	39.7%	16,635	21,335	6,908	73%	2,263	36%	4%	3.1x	9.4x		
<i>\$ in millions</i>											Harmonic Mean		0.8x	6.5x

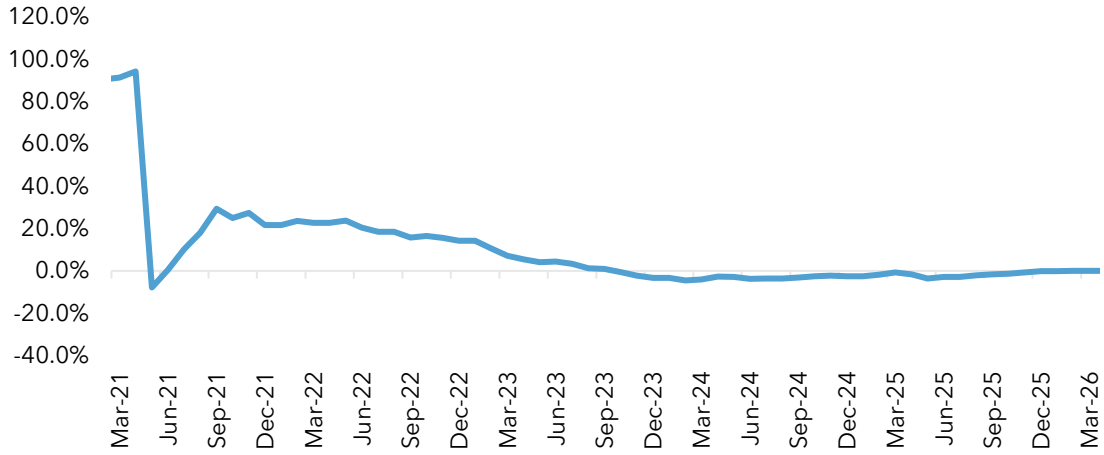
1 YEAR HISTORICAL STOCK PERFORMANCE AS OF MARCH 31ST, 2026



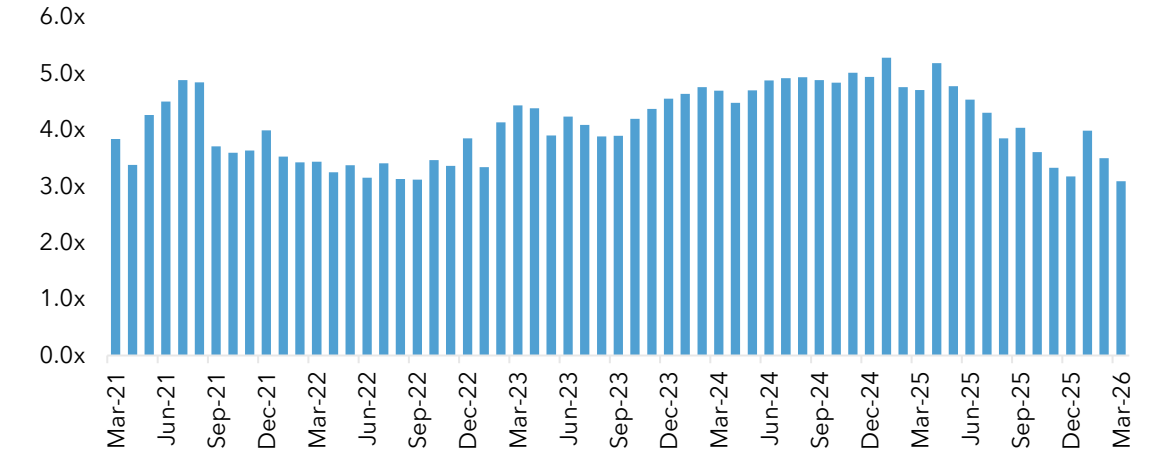
Workforce Development Multiples¹

TRADING MULTIPLES AS OF MARCH 31ST, 2026

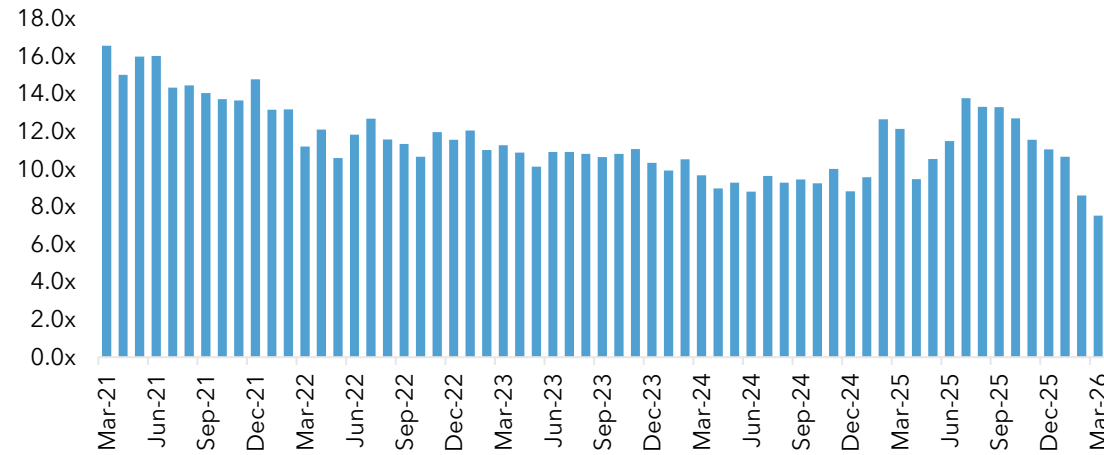
REVENUE GROWTH OVER TIME (YEAR-OVER-YEAR)



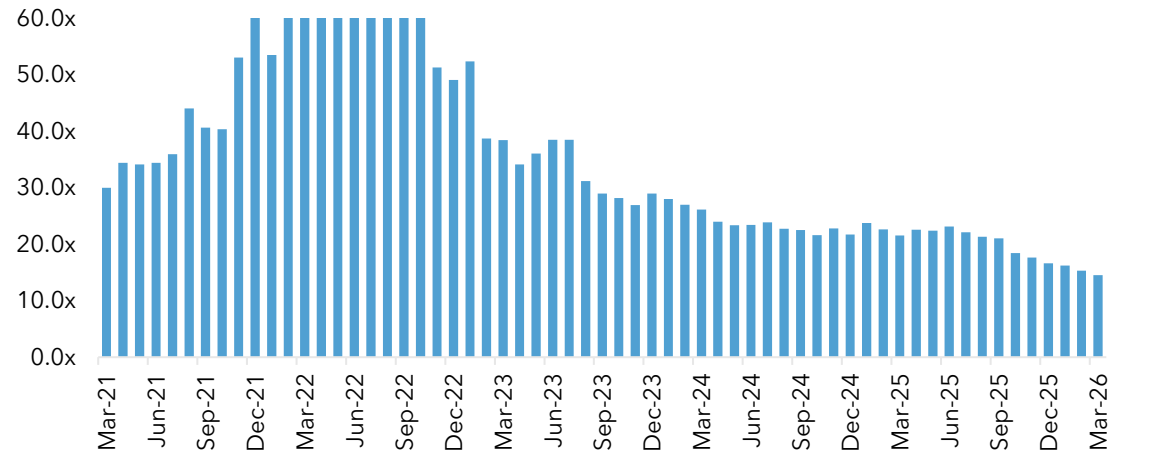
TEV/REVENUE MULTIPLES



HISTORICAL TEV/EBITDA MULTIPLES



HISTORICAL P/E MULTIPLES



M&A Transactions: Workforce Development

Deal Date	Target Company	Acquirer	Description
27-Mar-2026	The Health and Safety Group	August Equity	Provider of healthcare and safety training services designed to equip professionals with skills for safe care delivery and regulatory compliance.
26-Mar-2026	PeopleDot	Information Strategy and Technology	Operator of an educational platform intended to enhance the ability of every member of a company to make objective decisions.
25-Mar-2026	Tradecreate	Leap	Provider of corporate education and training services intended to pursue learning that delivers results through the development of professionals.
24-Mar-2026	Reforge	Miro	Provider of career development membership services intended to offer access to various programs across product, growth, engineering, and marketing.
19-Mar-2026	Onlinepethealth	3GP Capital	Operator of a global continuing education platform dedicated to advancing professional development and patient outcomes for veterinarians.
18-Mar-2026	Cascade Healthcare Services	Bridgepoint Group	Provider of healthcare training and staffing services to private, nonprofit, and government entities.
18-Mar-2026	Process Improvement Institute	Ardian	Provider of process safety, risk management, and reliability consulting and training services intended to improve industrial safety and operational performance.
17-Mar-2026	School of Podcasting	Podpage	Online education platform for podcast creators.
13-Mar-2026	Tidal Training	Realise Learning & Employment	Provider of healthcare training services intended to serve medical providers.
09-Mar-2026	Dirigo Literacy	Solution Tree	Provider of literacy education consulting and professional development services intended to serve schools, districts, and state education system.
03-Mar-2026	HRSOFT	Gryphon Investors	Provider of compensation management software.
03-Mar-2026	DentaNet	Principal Financial Group	Operator of a dental clinic network and dental education courses platform.
02-Mar-2026	Canadian Food Safety Group	360training	Provider of essential training on food safety laws for everyone who serves, handles, and prepares food.
02-Mar-2026	Power4People	Capital A Partners	Provider of HR services that include talent development programs, team coaching, and organizational change support.

SECTION 02

Navagant Overview



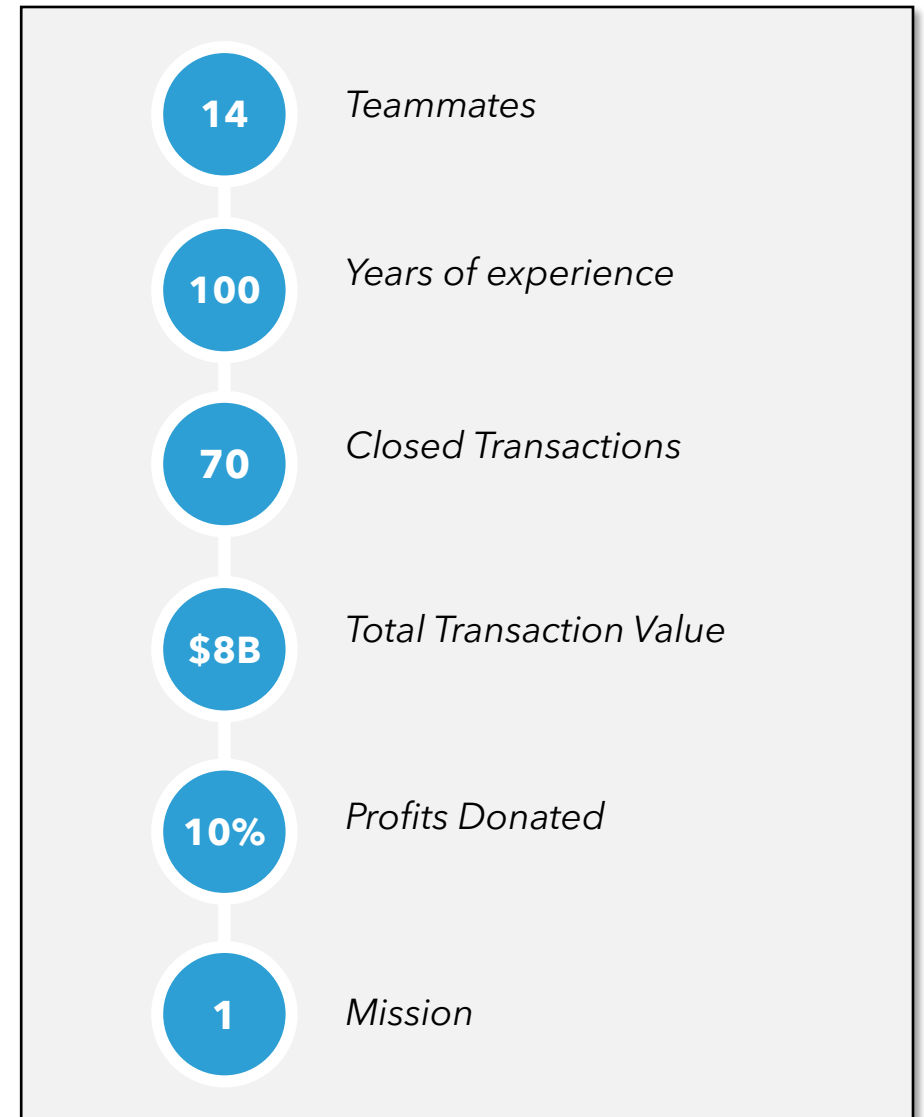
A New Type of Advisor

NAVAGANT

an industry leading team of education and training experts combining unique culture, deep transaction experience, and a conscious-capital mission to redefine the expectations of an M&A advisor in the middle market.

We believe in:

- Never settling for average
- Transparency at all costs
- Our diverse, entrepreneurial perspective
- Supporting clients that share our values
- Acting with integrity - full stop
- Sharing profits to help others



Education & Training Investment Banking

Early Childhood Education	K-12 Education	Higher Education	Workforce Training & Development
Childcare & Early Learning Centers	Tutoring, Test Prep, & College Admissions	Private Colleges & Universities	Professional Training & Certifications
Childcare Enrichment Programs	Private School Operators	Career, Technical, & Vocational Schools	Vocational & Technical Workforce Training
Curriculum & Materials Providers	Educational Content and Curriculum Providers	Career Pathways & Credentialing	Medical Education
Specialized Learning & Intervention Services	Experiential & Enrichment Learning	Test Prep & Admissions Services	Workforce & HR Technologies
Professional Services & Support	Special Education Services	Student Services Providers	Talent Management
	Professional Development and Support Providers	Content & Curriculum	Specialized Consulting & Coaching

By the Numbers

14

Teammates

100

Years of Experience

70

Closed Transactions

\$8B+

Transaction Value

10%

Profits Donated

1

Mission

**Investment
Banking
Advisory**



Transaction Types

- 100% Sale
- Majority & Minority Recapitalizations
- Board Advisory
- Management Buy-outs
- Corporate Carve-outs
- Growth Capital

Who We Are

Education and training experts combining unique culture, deep transaction experience, and a conscious-capital mission to redefine the expectations of an M&A advisor in the middle market.

With any questions on this report, please contact

Jacob Voorhees
Managing Director
(617) 216-1543
jacob@navagant.com

Shawn Keenan
Managing Director
(312) 550-5304
shawn@navagant.com

Jeff Bache
Director
(804) 627-2848
jeff@navagant.com

Jorge Quinteros
Senior Vice President
(703) 618-1070
jorge@navagant.com

Sachin Raval
Vice President
(248) 469-5786
sachin@navagant.com

Caleb Axelson
Vice President
(774) 994-3248
caleb@navagant.com



NAVAGANT

Partners in Your Purpose, Experts in Your Market